

Schedule 3

FORM ECSRC – Q

(Select One)

Quarterly Report

For the period ended SEPTEMBER 30, 2015

or

TRANSITION REPORT _____

(Applicable where there is a change in reporting issuer's financial year)

For the transition period from _____ to _____

Issuer Registration number SKNANB 28071959KN

ST KITTS-NEVIS-ANGUILLA NATIONAL BANK LTD

(Exact name of reporting issuer as specified in its charter)

ST KITTS-NEVIS

(Territory or jurisdiction of incorporation)

CENTRAL STREET, BASSETERRE, ST. KITTS

(Address of principal office)

Reporting issuer's:

Telephone number (including area code): (869) 465 2204

Fax number: (869) 465 1050

Email address: webmaster@sknanb.com

(Provide information stipulated in paragraphs 1 to 8 hereunder)

Indicate the number of outstanding shares of each of the reporting issuer's classes of common stock, as of the date of completion of this report. _____

CLASS	NUMBER
ORDINARY SHARES	135,000,000

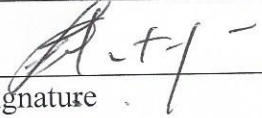
SIGNATURES

Name of Chief Executive Officer (Acting)

Name of Director:

MR. WINSTON HUTCHINSON

MR. ANALDO BAILEY


Signature


Signature

OCTOBER 30, 2015

OCTOBER 30, 2015

Date

Date

**MANAGEMENT DISCUSSION AND ANALYSIS
OF FINANCIAL CONDITION
AND RESULTS OF OPERATIONS**
For the First quarter ended September 30, 2015

Introduction

The Management Discussion and Analysis of Financial Condition and Results of Operations include forward-looking statements about objectives, strategies and expected financial results and positions. These statements are based on the Bank's current plans, expectations and beliefs about future events. They are inherently subject to risks and uncertainties beyond the Bank's control including, but not limited to, economic and financial conditions globally, technological development, competition, and regulatory developments both at home and abroad. These and other factors may cause the Bank's actual performance to differ materially from that contemplated by forward-looking statements. The reader is therefore cautioned not to place undue reliance on these statements.

Income Statement

Results of Operations

The Bank reported a net operating income of \$3.8 million at the end of its first quarter ended September 30, 2015 which represents a \$2.5 million increase when compared with the \$1.3 million reported at September 30, 2014. The year-over-year increase in profitability was due mainly to lower cost of funds following the reduction of interest rates on all deposits categories.

Outlined below is a summary of the results of operations at the end of September 2015 and 2014.

	Sept 2015	Sept 2014	
	\$ mil	\$ mil	% Change
Income from Loans & Advances	10.2	12.1	-15.7%
Income from Investments	3.8	3.7	2.7%
Income from Deposits with financial Inst.	0.1	0.6	-83.3%
Income from Lands	6.7	4.9	36.7%
Non-interest income	7.1	7.3	-2.7%
Total income	27.9	28.6	-2.4%
Interest Expenses	17.1	19.3	-11.4%
Non-interest expenses	7.0	8.0	-12.5%
Total expenses	24.1	27.3	-11.7%
Net Income before taxes	3.8	1.3	192.3%

Net Interest Income

At September 30, 2015, net interest income increased by \$1.7 million or 85.4% when compared with the \$2.0 million recorded at the end of the same period in 2014. The increase in net interest income was due to a \$2.2 million decrease in interest expense coupled with a \$0.5 million reduction in interest income.

The year-over-year decrease in interest costs resulted from the strategic management of costs, given substantial growth in deposits, a reduction in the savings rate by the Central Bank and slow economic recovery. Management will continue to monitor its costs and implement strategies to augment the loans and investment portfolios in an effort to generate additional interest income, whilst still ensuring that its customers and shareholders are provided with a satisfactory return on their investments.

Net Fees & Commission Income

Net fees and commission income rose by \$0.4 million (or 17.9%) at the end of September 2015 when compared with the amount attained for the quarter ended September 30, 2014. The year-over-year increase in fees and commission income was due mainly to an increase in fees relative to E-commerce transactions.

Other Income

At September 30, 2015, income from other sources decreased by \$0.5 million or 14.8% in comparison to the amount recorded for the quarter ended September 30, 2014. The decrease in other income was due to a decrease in realized gains on marketable securities from the previous year. The table below gives an analysis of revenues earned over the review period.

<i>Analysis of Revenue</i>	Sep 2015	Sep 2014	
Interest Income	\$ 000	\$ 000	% Change
Interest from loans and advances	10,189	12,077	-15.6%
Interest from Investments	1,966	1,146	71.6%
Interest from Treasury Bills	1,864	2,613	-28.7%
Interest from Deposits with Fin. Inst.	71	569	-87.5%
Interest on Lands	6,706	4,877	37.5%
Total interest	20,796	21,282	-2.3%
Non-interest income			
Income from fees and commissions	4,145	3,842	7.9%
Gains from foreign exchange	1,258	1,260	-0.2%
Gains from investments, net	1,352	1,886	-28.3%
Dividend income	358	368	-2.7%
Other income	33	10	230.0%
Total non-interest income	7,146	7,366	-3.0%
Total Revenue	27,942	28,648	-2.4%

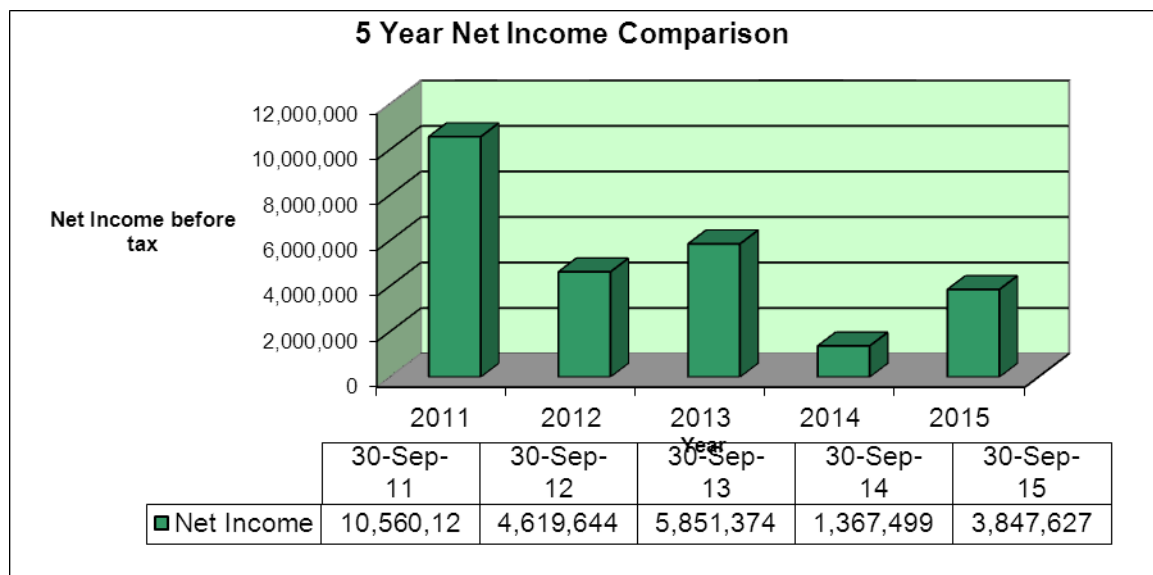
Operating Expenses

At the end of September 2015, operating expenses decreased to \$5.6 million from \$6.5 million at the end of September 2014, representing a reduction of \$0.9 million or 13.8%. Operating cost management and curtailment remains a critical area of focus for the bank.

Net Income

Over the past 5 years, net income before tax has decreased from \$10.6 million in the first quarter of 2011 to \$3.8 million for the same period in 2015. The Company is optimistic that its continued efforts to augment the non-interest income base and curtail interest costs will result in a significant improvement in profitability over the next quarter and beyond.

Outlined below is the movement of net operating income at September 30th over a five year period.



Balance Sheet

Assets

During the period under review, the Bank's total asset base decreased slightly by \$10.5 million or 0.3% to \$3.629 billion, due mainly to a decrease in deposits with financial institutions by \$307.6 million or 26.2%, offset by a \$267.6 million or 69.7% increase in available-for-sale investments, \$8.6 million or 6.0% increase Treasury Bills, \$3.6 million

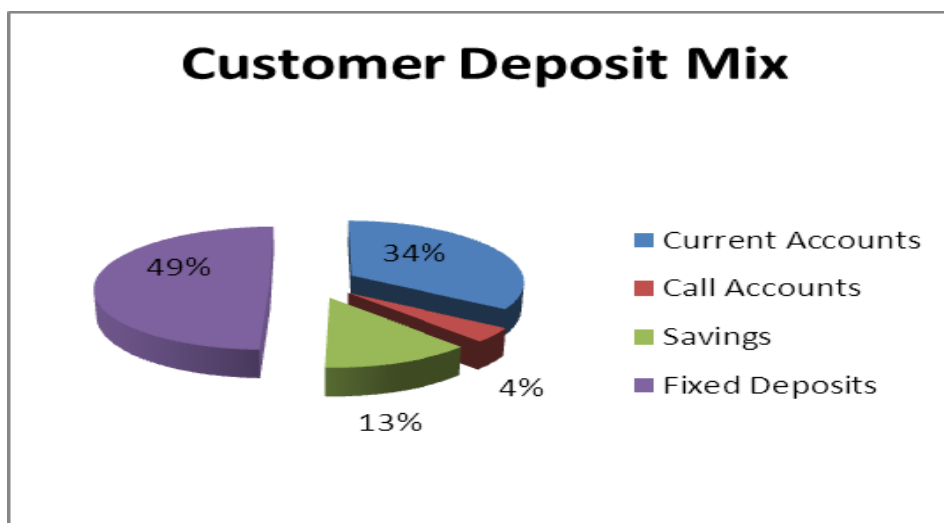
or 51.6% increase in letters of credit and a \$17.5 million or 2.6% increase in loans and advances.

Cash and balances with Central Bank constituted 6.1% of the total assets, investments constituted 49.8%, loans and advances contributed to 18.6%, Lands held (financial asset) constituted 22.2%, while all other assets comprised the remaining 3.3% at September 30, 2015. The investment strategy applied to these assets ensures the Bank maintains a well diversified portfolio to reduce risk exposure.

Liabilities

At the end of September 2015 total liabilities increased by \$7.1 million to \$3.211 billion, representing a 0.2% increase when compared with total liabilities of \$3.204 billion at the end of June 2015. This increase stemmed mainly from the growth in deposits from other financial institutions and documentary credits.

Other Liabilities namely Customer deposits and accumulated provisions, creditors and accruals, which represents approximately 99% of the portfolio declined by \$15.8 million during the quarter. Below is a diagram showing the customer deposit mix at the end of September 2015.



Shareholders' Equity

The company continues to realize its goal of providing a satisfactory return to shareholders and increasing the value of investments. Shareholders' Equity recorded at September 30, 2015 was \$418.5 million compared with \$436.2 million recorded at June 30, 2015. This represents a \$17.6 million or 4.0% decrease, resulting from net operating income for the period of \$3.8 million and a decrease in revaluation reserves of \$21.4 million.

Corporate Governance

The Board of Directors continue to monitor the business affairs of the Bank to ensure compliance with relevant statutes, regulations, rules, established policies and procedures. They are charged with the oversight responsibility of increasing operational efficiency, strengthening shareholder and customer confidence, and the investment attractiveness of the Bank. In this regard the Board is focused on:

- Adoption and implementation of corporate governance guidelines and codes of ethics and business conduct.
- Continued emphasis on the Corporate Strategic Plan, which includes management's philosophy, economic outlook and conditions, performance targets and plans for implementation of strategies over the next 5 years.

Additionally, the Board will continue to take vital steps towards culturing a strong corporate governance environment, improving transparency and fostering high levels of integrity, thereby strengthening shareholder confidence in the Company.

Risk Management

The management of risks has emerged as one of the greatest challenges that banks now face. This challenge must be tackled by developing new approaches and by adjusting current processes.

The Bank has taken up this challenge and has placed increased emphasis on the management of risks through the systematic development of tools and strategies to mitigate these risks. Risks are continuously being evaluated in terms of the level of impact they can have on income and asset values.

While the bank places strong emphasis on the management of risks, it does so with the objective of balancing risk taking with expected returns to our shareholders.

Outlook

Over the next quarter, the Company will continue to focus on cost containment, risk management and operational efficiency. We will continue to build on our existing infrastructure and technology to enhance our products and services and focus on initiatives to augment our interest income and non-interest income base.

The Bank will improve business standards by implementing strategies geared towards the strengthening of the Bank. These measures should boost total revenue. We anticipate an improvement in the performance of the Bank resulting in positive returns on its investments in the near future. Careful investment for the future, in line with a well thought-out strategy, will be beneficial in the long-run.

BALANCE SHEET AS AT SEPTEMBER 30, 2015

Assets	Notes	Unaudited Quarter Ended Sept 2015 \$	Audited Year Ended June 2015 \$
Cash and balances with Central Bank	6	223,542,250	239,696,341
Treasury Bills	7	152,430,766	143,796,220
Deposits with other financial Institutions	8	866,113,492	1,173,713,941
Financial Asset	32	805,102,352	798,396,748
Loans and Advances - customers	9	674,274,216	656,768,900
- originated debts	10	108,536,210	108,555,815
Investments - available for sale	11	651,844,893	384,212,294
Investment in Subsidiaries	12	26,750,000	26,750,000
Customers' Liability under Acceptances, Guarantees, and Letters of Credit (per contra)	13	10,316,220	6,802,840
Income tax recoverable		6,004,006	6,004,006
Property, Plant and Equipment	14	29,572,113	29,615,216
Intangible Assets	15	419,786	473,240
Other Assets	16	24,222,315	25,435,747
Deferred Tax Asset	20	50,353,515	39,772,452
Total Assets		3,629,482,134	3,639,993,760
Liabilities			
Due to Customers	17	3,164,951,961	3,175,587,428
Due to other financial institutions		20,168,910	692,915
Other borrowed funds	18	0	0
Acceptances, Guarantees and Letters of Credit (per contra)		10,316,220	6,802,840
Accumulated Provisions, Creditors, and Accruals	19	15,490,723	20,721,120
Total Liabilities		3,210,927,814	3,203,804,303
Shareholders' Equity			
Issued Share Capital	21	135,000,000	135,000,000
Share Premium		3,877,424	3,877,424
Retained Earnings		24,015,972	20,168,345
Other Reserves	22	255,660,924	277,143,688
Total Shareholders' Equity		418,554,320	436,189,457
Total Liabilities and Shareholders' Equity		3,629,482,134	3,639,993,760

Statement of Income for the period ended September 30, 2015

Audited Year Ended <u>June 2015</u> \$		Unaudited Quarter Ended <u>Sept 2015</u> \$	Unaudited Quarter Ended <u>Sept 2014</u> \$
INCOME			
93,988,303	Interest income	20,796,156	21,281,891
(74,089,484)	Interest expense	(17,113,861)	(19,295,359)
19,898,819	Net interest income	3,682,295	1,986,532
14,874,248	Fees and commission income	4,144,987	3,842,164
(11,143,216)	Fee expense	(1,413,683)	(1,525,431)
3,731,032	Net fees and commission income	2,731,304	2,316,733
2,290,988	Dividend income	358,553	368,243
24,720,068	Net gains less (losses) from investments	1,351,698	1,886,145
5,864,017	Gain on foreign exchange	1,258,217	1,260,051
2,216,049	Other operating income	32,940	9,931
35,091,122	Other Income/(losses)	3,001,408	3,524,370
58,720,973	Operating Income	9,415,007	7,827,635
Operating expenses			
35,505,464	Administration and general expenses	4,543,941	5,529,778
675,338	Directors fees and expenses	185,179	92,098
382,100	Audit fees and expenses		
2,195,763	Depreciation & amortisation	838,260	838,260
2,566,941	Impairment charges		
41,325,606	Total operating expenses	5,567,380	6,460,136
17,395,367	Operating income before tax and impairment	3,847,627	1,367,499
6,087,274	Income tax	-	-
23,482,641	Net income	3,847,627	1,367,499
0.17	Earnings per share		

ST. KITTS-NEVIS-ANGUILLA NATIONAL BANK LIMITED
Statement of Comprehensive Income for the period ended September 30, 2015

Audited Year Ended June 2015	Notes	Unaudited Quarter Ended Sept 2015	Unaudited Quarter Ended Sept 2014
\$		\$	\$
<u>23,482,641</u>	Net Income for the period	<u>3,847,627</u>	<u>1,367,499</u>
	Other Comprehensive Income, net of income tax:		
	<i>Other comprehensive income to be classified to profit or Loss in subsequent periods:</i>		
	Available-for-sale financial assets:		
(24,685,521)	Unrealised gains/(losses) on investment securities, net of tax	(22,623,024)	763,754
<u>1,864,373</u>	Less: Reclassification adjustments for (gains)/losses included in income	<u>1,140,260</u>	<u>1,395,385</u>
<u>(22,821,148)</u>	Total other comprehensive Income/(loss)	<u>(21,482,764)</u>	<u>2,159,139</u>
	<i>Other comprehensive income not to be reclassified to profit or loss in subsequent periods:</i>		
	Property, Plant & Equipment:		
<u>8,192,192</u>	Revaluation Surplus	-	-
<u>8,192,192</u>			
323,629	Remeasurement of defined benefit assets	-	-
<u>(106,798)</u>	Income tax relating to items that will not be reclassified subsequently to profit or loss	-	-
<u>216,831</u>			
<u>9,070,516</u>	Total Comprehensive Income/(Loss) for the period	<u>(17,635,137)</u>	<u>3,526,638</u>

STATEMENT OF CHANGES IN EQUITY
For The Quarter Ended September 30, 2015

Notes	Share Capital \$	Share Premium \$	Statutory Reserves \$	Other Reserves \$	Investment Reserves \$	Property Revaluation Reserves \$	Retained Earnings \$	Total Shareholders' Equity \$
Balance at June 30, 2014	135,000,000	3,877,424	106,849,652	181,643,268	(9,482,432)	7,720,621	15,010,408	440,618,941
Net Income for the year							23,482,641	23,482,641
Other Comprehensive Income	-	-	-	216,831	(22,821,148)	8,192,192	-	(14,412,125)
Total Comprehensive Income for the year	-	-	-	216,831	(22,821,148)	8,192,192	23,482,641	9,070,516
Transfer to Reserves	-	-	4,824,704	-	-	-	(4,824,704)	-
Dividends	-	-	-	-	-	-	(13,500,000)	(13,500,000)
Balance at June 30, 2015	135,000,000	3,877,424	111,674,356	181,860,099	(32,303,580)	15,912,813	20,168,345	436,189,457
Total Comprehensive Income For The Quarter	-	-	-	-	(21,482,764)	-	3,847,627	(17,635,137)
Transfer to Reserves	-	-	-	-	-	-	-	-
Dividends	-	-	-	-	-	-	-	-
Balance at September 30, 2015	135,000,000	3,877,424	111,674,356	181,860,099	(53,786,344)	15,912,813	24,015,972	418,554,320

ST. KITTS-NEVIS-ANGUILLA NATIONAL BANK LTD.
STATEMENT OF CASHFLOW
FOR THE PERIOD ENDED SEPTEMBER 30, 2015

10

	Notes	Unaudited Quarter Ended Sept 2015 \$	Audited Year Ended June 2015 \$
Cash flows from operating activities			
Operating Income before taxation		3,847,627	17,395,367
Adjustments for:			
Interest Income		(20,796,156)	(93,988,303)
Interest Expense		17,113,861	74,089,484
Depreciation and amortisation		838,260	2,195,763
Property revaluation expense			60,873
Provision for impairment			2,566,941
Gain/Loss on disposal of premises and equipment			(1,048,061)
Operating income before changes in operating assets and liabilities		1,003,592	1,272,064
<i>(Increase) decrease in operating assets:</i>			
Loans and advances to customers		(17,452,629)	30,986,303
Mandatory deposits with Central Bank		2,916,099	(25,943,826)
Financial asset		-	(230,950,666)
Other assets		1,213,432	4,771,622
<i>Increase (decrease) in operating liabilities:</i>			
Customers' deposits		(16,028,746)	498,254,502
Due to other financial institutions		19,475,996	46,076
Accumulated provisions, creditors, and accruals		(5,230,398)	(8,634,244)
Cash generated from/(used in) operations		(14,102,654)	269,801,831
Interest received		13,995,096	101,981,239
Interest paid		(11,720,581)	(76,896,623)
Net cash generated from/(used in) operating activities		(11,828,139)	294,886,447
Cash flows from investing activities			
(Increase)/Decrease in equipment and intangible assets		(741,702)	(2,875,250)
Proceeds from disposal of equipment		-	1,070,010
(Increase)/Decrease in special term deposits		-	34,995,004
(Increase)/Decrease in restricted term deposits and T/Bills		(7,556,147)	18,524,565
Increase in Investment securities and originated debts		(371,212,852)	(691,421,718)
Proceeds from the sale of investment securities		70,507,359	779,244,609
Net cash generated from/(used in) investing activities		(309,003,342)	139,537,220
Cash flows from financing activities			
Other Borrowed Funds		-	(2,709)
Dividend paid		-	(13,500,000)
Net cash generated from/(used in) financing activities		0	(13,502,709)
Net Increase (Decrease) in cash and cash equivalents		(320,831,481)	420,920,958
Cash and cash equivalents at beginning of period		1,182,080,830	761,159,878
Cash and cash equivalents at end of period	30	861,249,349	1,182,080,836
Represented by:			
Cash in hand		13,507,610	13,441,005
Operating cash balances		538,971,917	915,972,587
Items in course of collection		8,927,633	7,085,452
Term deposits		272,350,702	204,785,702
Deposits with ECCB other than mandatory deposits		27,491,487	40,796,084
		861,249,349	1,182,080,830

.ST. KITTS-NEVIS-ANGUILLA NATIONAL BANK LIMITED

NOTES TO THE FINANCIAL STATEMENTS **FOR THE PERIOD ENDED SEPTEMBER 30, 2015**

1. General information

St. Kitts-Nevis-Anguilla National Bank Limited (the Bank) was incorporated on the 15th day of February 1971 under the Companies Act chapter 335, and was re-registered under the new Companies Act No. 22 of 1996 on the 14th day of April 1999. The Bank operates in both St. Kitts and Nevis and is subject to the provisions of the Banking Act of 1991.

The Bank is a limited liability company and is incorporated and domiciled in St. Kitts. The address of its registered office is as follows: Central Street, Basseterre, St. Kitts.

The principal activity of the Bank is the provision of financial services.

The Bank is listed on the Eastern Caribbean Securities Exchange.

2. Application of new and revised International Financial Reporting Standards (IFRSs)

2.1 Amendments to IFRSs and the new Interpretation that are mandatorily effective for the current year

In the current year, the Bank has applied a number of amendments to IFRSs and a new interpretation issued by the International Accounting Standard Board (IASB) that are mandatorily effective for an accounting period that begins on or after January 1, 2014.

Amendments to IFRS 10, IFRS 12 and IAS 27 *Investment Entities*

The Bank has applied the amendments to IFRS 10, IFRS 12 and IAS 27 *Investment Entities* for the first time in the current year. The amendments to IFRS 10 define an investment entity and require a reporting entity that meets the definition of an investment entity not to consolidate its subsidiaries but instead to measure its subsidiaries at fair value through profit or loss in its consolidated or separate financial statements.

To qualify as an investment entity, a reporting entity is required to:

- obtain funds from one or more investors for the purpose of providing them with investment management services;
- commit to its investor(s) that its business purpose is to invest funds solely for returns from capital appreciation, investment income, or both; and
- measure and evaluate performance of substantially all of its investments on a fair value basis.

Consequential amendments have been made to IFRS 12 and IAS 27 to introduce new disclosure requirements for investment entities.

As the company is not an investment entity (assessed based on the criteria set out in IFRS 10 as at July 1, 2014), the application of the amendments has had no impact on the disclosures or the amounts recognised in the financial statements.

ST. KITTS-NEVIS-ANGUILLA NATIONAL BANK LIMITED

NOTES TO THE FINANCIAL STATEMENTS
FOR THE PERIOD ENDED SEPTEMBER 30, 2015

2. Application of new and revised International Financial Reporting Standardscontinued

2.1 Amendments to IFRSs and the new Interpretation that are mandatorily effective for the current year.....continued

Amendments to IAS 19 Defined Benefit Plans: Employee Contributions

The amendments to IAS 19 clarify how an entity should account for contributions made by employees or third parties to defined benefit plans, based on whether those contributions are dependent on the number of years of service provided by the employee.

The contributions that are independent of the number of year of service, the entity may either recognise the contributions as a reduction in the service cost in the period in which the related service is rendered, or to attribute them to the employee's periods of service using the projected unit credit method; whereas for contributions that are dependent on the number of year of service, the entity is required to attribute them to the employees' periods of service.

The directors do not anticipate that the application of these amendments to IAS 19 will have a significant impact on the financial statements.

Amendments to IAS 32 Offsetting financial assets and financial liabilities

The Bank has applied the amendments to IAS 32 *Offsetting financial assets and financial liabilities* for the first time in the current year. The amendments to IAS 32 clarify the requirements relating to the offset of financial assets and financial liabilities. Specifically, the amendments clarify the meaning of 'currently has a legally enforceable right of set-off' and 'simultaneous realisation and settlement'.

The amendments have been applied retrospectively. The Bank has assessed whether certain of its financial assets and financial liabilities qualify for offset based on the criteria set out in the amendments and concluded that the application of the amendments has had no impact on the amounts recognised in the financial statements.

Amendments to IAS 36 Recoverable Amounts Disclosures for Non-Financial Assets

The Bank has applied the amendments to IAS 36 *Recoverable Amounts Disclosures for Non-Financial Assets* for the first time in the current year. The amendments to IAS 36 remove the requirement to disclose the recoverable amount of a cash-generating unit (CGU) to which goodwill or other intangible assets with indefinite useful lives had been allocated when there has been no impairment or reversal of the impairment of the related CGU. Furthermore, the amendments introduce additional disclosure requirements applicable to when the recoverable amount of an asset or a CGU is measured at fair value less costs of disposal. These new disclosures include the fair value hierarchy, key assumptions and valuation techniques used which are in line with the disclosure required by of IFRS 13 *Fair value Measurements*.

The application of these amendments has had no material impact on the disclosures in the financial statements.

ST. KITTS-NEVIS-ANGUILLA NATIONAL BANK LIMITED

NOTES TO THE FINANCIAL STATEMENTS
FOR THE PERIOD ENDED SEPTEMBER 30, 2015

2. Application of new and revised International Financial Reporting Standardscontinued

2.1 Amendments to IFRSs and the new Interpretation that are mandatorily effective for the current year.....continued

Amendments to IAS 39 Novation of Derivatives and Continuation of Hedge Accounting

The Bank has applied the amendments to IAS 39 *Novation of Derivatives and Continuation of Hedge Accounting* for the first time in the current year. The amendments to IAS 39 provide relief from the requirement to discontinue hedge accounting when a derivative designated as a hedging instrument is novated under certain circumstances. The amendments also clarify that any change to the fair value of a derivative designated as a hedging instrument arising from the novation should be included in the assessment and measurement of the hedge effectiveness.

The amendments have been applied retrospectively. As the Bank does not have any derivatives that are subject to novation, the application of these amendments has had no impact on the disclosures or on the amounts recognised in the financial statements.

Amendments to IAS 27 Separate Financial Statements (2011)

The amended version of IAS 27 deals with the requirements for separate financial statements, which have been carried over largely unchanged from IAS 27 *Consolidated and Separate Financial Statements*. Requirements for consolidated financial statements are now contained in IFRS 10 *Consolidated Financial Statements*.

The Standard requires that when an entity prepares separate financial statements, investments in subsidiaries, associates, and jointly controlled entities are accounted for either at cost, or in accordance with IFRS 9 *Financial Instruments* / IAS 39 *Financial Instruments: Recognition and Measurement*.

The Standard also deals with the recognition of dividends, certain group reorganisations and includes a number of disclosure requirements.

IFRIC 21 Levies

The Bank has applied IFRIC 21 *Levies* for the first time in the current year. IFRIC 21 addresses the issues as to when to recognise a liability to pay a levy imposed by a government. The Interpretation defines a levy, and specifies that the obligating event that gives rise to the liability is the activity that triggers the payment of the levy, as identified by legislation. The Interpretation provides guidance on how different levy arrangements should be accounted for, in particular, it clarifies that neither economic compulsion nor the going concern basis of financial statements preparation implies that an entity has a present obligation to pay a levy that will be triggered by operating in a future period.

IFRIC 21 has been applied retrospectively. The application of this Interpretation has had no material impact on the disclosures or on the amounts recognised in the financial statements.

ST. KITTS-NEVIS-ANGUILLA NATIONAL BANK LIMITED

NOTES TO THE FINANCIAL STATEMENTS
FOR THE PERIOD ENDED SEPTEMBER 30, 2015

2. Application of new and revised International Financial Reporting Standardscontinued

2.1 Amendments to IFRSs and the new Interpretation that are mandatorily effective for the current year.....continued

Amendments to IFRSs:

Annual Improvements to IFRSs:

(2010 – 2012) Cycle: included amendments to IFRS 2, IFRS 3, IFRS 8, IFRS 13, IAS 16 and IAS 38, and IAS 24.

(2011 – 2013) Cycle: included amendments to IFRS 1, IFRS 3, IFRS 13, and IAS 40.

2.2 New and Revised IFRSs in issue but not yet effective

The Bank has not applied the following new and revised IFRSs that have been issued but not yet effective:

IFRS 9	Financial Instrument
IFRS 15	Revenue from contract with customers
Amendments to IFRS 11	Accounting for Acquisitions for Interest in Joint Operations
Amendments to IAS 16 and IAS 38	Clarification of Acceptable methods of Depreciation and Amortisation
Amendments to IAS 16 and IAS 41	Agriculture: Bearer Plants
Amendments to IFRS 10 and IAS 28	Sale or Contribution of Assets between an Investor and its Associate or Joint Venture
Amendments to IFRSs	Annual Improvements to IFRSs (2012 – 2014) Cycle
Amendments to IAS 1	Disclosure Initiative

1. Effective for annual periods beginning on or after January 1, 2015, with earlier application permitted.
2. Effective for annual periods beginning on or after January 1, 2015, with limited exceptions. Earlier application permitted.
3. Effective for annual periods beginning on or after January 1, 2016, with earlier application permitted.
4. Effective for annual periods beginning on or after January 1, 2017, with earlier application permitted.
5. Effective for annual periods beginning on or after January 1, 2018, with earlier application permitted.

ST. KITTS-NEVIS-ANGUILLA NATIONAL BANK LIMITED

NOTES TO THE FINANCIAL STATEMENTS
FOR THE PERIOD ENDED SEPTEMBER 30, 2015

2. Application of new and revised International Financial Reporting Standards (IFRSs)

.....*continued*

2.2 New and Revised IFRSs in issue but not yet effective*continued*

IFRS 9 Financial Instruments (2014)

IFRS 9 issued in November 2009 introduced new requirements for the classification and measurement of financial assets. IFRS 9 was subsequently amended in October 2010 to include requirements for the classification and measurement of financial liabilities and for derecognition, and in November 2013 to include the new requirements for general hedge accounting. Another revised version of IFRS 9 was issued in July 2014 mainly to include (a) impairment requirements for financial assets and (b) limited amendments to the classification and measurement requirements by introducing a ‘fair value through other comprehensive income’ (FVTOCI) measurement category for certain simple debt instruments.

Key requirements of IFRS 9:

- all recognised financial assets that are in the scope of IAS 39 *Financial Instruments: Recognition and Measurement* are required to be substantially at amortised cost or fair value. Specifically, debt investments that are held within a business model whose objective is to collect the contractual cash flows, and that have contractual cash flows that are sole payments of principal and interest on the principal outstanding are generally measured at amortised cost at the end of subsequent accounting periods. Debt instruments that are held within a business model whose objective is achieved both by collecting contractual cash flows and selling financial assets, and that have contractual terms of the financial asset giving rise on specified dates to cash flows that are solely payments of principal and interest on the principal amount outstanding, are measured at FVTOCI. All other debt investments and equity investments are measured at their fair value at subsequent accounting periods. In addition, under IFRS 9, entities may make an irrevocable election to present subsequent changes in fair value of an equity investment (that is not held for trading) in other comprehensive income, with only dividend income generally recognised in profit or loss.
- with regard to the measurement of financial liabilities designated as at fair value through profit or loss, IFRS 9 requires that the amount of change in the fair value of the financial liability that is attributable to changes in the credit risk of that liability is presented in other comprehensive income, unless the recognition of the effects of changes in the liability’s credit risk in other comprehensive income would create or enlarge an accounting mismatch in profit or loss. Changes in fair value attributable to a financial liability’s credit risk are not subsequently reclassified to profit or loss. Under IAS 39, the entire amount of the change in the fair value in the financial liability designated as fair value through profit or loss is presented in profit or loss.
- In relation to the impairment of financial assets, IFRS 9 requires an expected credit loss model, as opposed to an incurred credit loss model under IAS 39. The expected loss model requires an entity to account for expected credit losses and changes in those expected credit losses at each reporting date to reflect changes in credit risk since initial recognition. In other words, it is no longer necessary for a credit event to have occurred before credit losses are recognised.

ST. KITTS-NEVIS-ANGUILLA NATIONAL BANK LIMITED

NOTES TO THE FINANCIAL STATEMENTS
FOR THE PERIOD ENDED SEPTEMBER 30, 2015

2. Application of new and revised International Financial Reporting Standards (IFRSs)

.....*continued*

2.2 New and Revised IFRSs in issue but not yet effective*continued*

- the new general hedge accounting requirements retain the three types of hedge accounting mechanisms currently available in IAS 39. Under IFRS 9, greater flexibility has been introduced to the types of transaction eligible for hedge accounting, specifically broadening the types of instruments that qualify for hedging instruments and the type of risk components of non-financial items that are eligible for hedge accounting. In addition, the effectiveness test has been overhauled and replaced with the principle of an ‘economic relationship’. Retrospective assessment of hedge effectiveness is also no longer required. Enhanced disclosure requirements about an entity’s risk management activities have also been introduced.

The directors anticipate that the application of IFRS 9 in the future may have a material impact on the amounts reported in respect of the Bank’s financial assets and financial liabilities. However, it is not practicable to provide a reasonable estimate of the effect of IFRS 9 until the Bank undertakes a detail review.

IFRS 15 Revenue from Contracts with Customers

In May 2014, IFRS 15 was issued which establishes a single comprehensive model for entities to use in accounting for revenue arising from contracts with customers. IFRS 15 will supersede the current revenue recognition guidance including IAS 18 *Revenue*, IAS 11 *Construction Contracts* and the related Interpretations when it becomes effective.

The core principle of IFRS 15 is that an entity should recognise revenue to depict the transfer of promised goods or services to customers in an amount that reflects the consideration to which the entity expect to be entitled in exchange for those goods or services. Specifically, the Standard introduces a 5-step approach to revenue recognition.

Step 1: Identify the contract(s) with a customer.

Step 2: Identify the performance obligations in the contract.

Step 3: Determine the transaction price.

Step 4: Allocate the transaction price to the performance obligations in the contract.

Step 5: Recognise revenue when (or as) the entity satisfies a performance obligation.

Under IFRS 15, an entity recognises revenue when (or as) a performance obligation is satisfied, i.e. when ‘control’ of the goods or services underlying the particular performance obligation is transferred to the customer. Far more prescriptive guidance has been added in IFRS 15 to deal with specific scenarios. Furthermore, extensive disclosures are required by IFRS 15.

The directors anticipate that the application of IFRS 15 in the future may have a material impact on the amounts reported and the disclosures made in the financial statements. However, it is not practicable to provide a reasonable estimate of the effect of IFRS 15 until the Bank performs a detailed review.

ST. KITTS-NEVIS-ANGUILLA NATIONAL BANK LIMITED

NOTES TO THE FINANCIAL STATEMENTS
FOR THE PERIOD ENDED SEPTEMBER 30, 2015

2. Application of new and revised International Financial Reporting Standards (IFRSs)

.....*continued*

2.2 New and Revised IFRSs in issue but not yet effective*continued*

Amendments to IFRS 11 Accounting for Acquisitions of Interests in Joint Operations

The amendments to IFRS 11 provide guidance on how to account for the acquisition of a joint operation that constitutes a business as defined in IFRS 3 *Business Combinations*. Specifically, the amendments state that the relevant principles on accounting for business combinations in IFRS 3 and other standards (e.g. IAS 36 *Impairment of Assets* regarding impairment testing of cash-generating unit to which goodwill on acquisition of a joint operation has been allocated) should be applied. The same requirements should be applied to the formation of a joint operation if and only if an existing business is contributed to the joint operation by one of the parties that participate in the joint operation.

A joint operator is also required to disclose the relevant information required by IFRS 3 and other standards for business combinations.

The amendments to IFRS 11 apply retrospectively for annual periods beginning on or after January 1, 2016. The directors do not anticipate that the application of these amendments to IFRS 11 will have a material impact on the financial statements.

Amendments to IAS 16 and IAS 38 Clarification of Acceptable Methods of Depreciation and Amortisation

The amendments to IAS 16 prohibit entities from using a revenue-based depreciation method for property, plant and equipment. The amendments to IAS 38 introduce a rebuttable presumption that revenue is not an appropriate basis for amortisation of an intangible asset. The presumption can only be rebutted in the following two limited circumstances:

- a) when the intangible asset is expressed as a measure of revenue; or
- b) when it can be demonstrated that revenue and consumption of the economic benefits of the intangible asset are highly correlated.

The amendments apply retrospectively for annual periods beginning on or after January 1, 2016. Currently, the Bank uses the straight-line method for depreciation and amortisation for its property, plant and equipment, and intangible assets respectively. The directors believe that the straight-line method is the most appropriate method to the consumption of economic benefits inherent in the respective assets and accordingly, the directors do not anticipate that the application of these amendments to IAS 16 and IAS 38 will have a material impact on the financial statements.

Amendments to IAS 16 and IAS 41 Agriculture: Bearer Plants

The amendments to IAS 16 and IAS 41 define a bearer plant and require biological assets that meet the definition of a bearer plant to be accounted for as property, plant and equipment in accordance with IAS 16, instead of IAS 41. The produce growing on bearer plants continues to be accounted for in accordance with IAS 41.

ST. KITTS-NEVIS-ANGUILLA NATIONAL BANK LIMITED

NOTES TO THE FINANCIAL STATEMENTS
FOR THE PERIOD ENDED SEPTEMBER 30, 2015

2. Application of new and revised International Financial Reporting Standards (IFRSs)

.....*continued*

2.2 New and Revised IFRSs in issue but not yet effective*continued*

The directors do not anticipate that these amendments to IAS 16 and IAS 41 will have an impact on the financial statements as the Bank is not engaged in agricultural activities.

Amendments to IFRS 10 and IAS 28: Sale or Contribution of Assets between an Investor and its Associate or Joint Venture

The amendments to IFRS 10 *Consolidated Financial Statements* and IAS 28 *Investments in Associates and Joint Ventures (2011)* clarify the treatment of the sale or contribution of assets from an investor to its associate or joint venture, as follows:

- require full recognition in the investor's financial statements of gains and losses arising on the sale or contribution of assets that constitute a business (as defined in IFRS 3 Business Combinations)
- require the partial recognition of gains and losses where the assets do not constitute a business, i.e. a gain or loss is recognised only to the extent of the unrelated investors' interests in that associate or joint venture

These requirements apply regardless of the legal form of the transaction, e.g. whether the sale or contribution of assets occurs by an investor transferring shares in a subsidiary that holds the assets (resulting in loss of control of the subsidiary), or by the direct sale of the assets themselves.

The directors do not anticipate any significant impact on the financial statement when these amendments are adopted.

Amendments to IAS 1 Presentation of Financial Statements

The amendments to IAS 1 *Presentation of Financial Statements* address perceived impediments to preparers exercising their judgement in presenting their financial reports by making the following changes:

- clarification that information should not be obscured by aggregating or by providing immaterial information, materiality considerations apply to all parts of the financial statements, and even when a standard requires a specific disclosure, materiality considerations do apply;
- clarification that the list of line items to be presented in these statements can be disaggregated and aggregated as relevant and additional guidance on subtotals in these statements and clarification that an entity's share of OCI of equity-accounted associates and joint ventures should be presented in aggregate as single line items based on whether or not it will subsequently be reclassified to profit or loss;

ST. KITTS-NEVIS-ANGUILLA NATIONAL BANK LIMITED
NOTES TO THE FINANCIAL STATEMENTS
FOR THE PERIOD ENDED SEPTEMBER 30, 2015

2. Application of new and revised International Financial Reporting Standards (IFRSs)
.....continued

2.2 New and Revised IFRSs in issue but not yet effectivecontinued

- additional examples of possible ways of ordering the notes to clarify that understandability and comparability should be considered when determining the order of the notes and to demonstrate that the notes need not be presented in the order so far listed in paragraph 114 of IAS 1.

The directors do not anticipate that the application of these amendments will have a material impact on the financial statements.

Annual Improvements (2012-2014) Cycle

Make amendments to the following standards:

IFRS 5 — Add specific guidance in IFRS 5 for cases in which an entity reclassifies an asset from held- for-sale to held-for-distribution or vice versa and cases in which held-for-distribution accounting is discontinued.

IFRS 7 — Give additional guidance to clarify whether a servicing contract is continuing involvement in a transferred asset, and clarification on offsetting disclosures in condensed interim financial statements.

IAS 9 — Clarify that the high quality corporate bonds used in estimating the discount rate for post-employment benefits should be denominated in the same currency as the benefits to be paid.

IAS 34 — Clarify the meaning of 'elsewhere in the interim report' and require a cross-reference.

The directors do not anticipate that the application of these amendments will have a significant impact on the financial statements.

3. Summary of significant accounting policies

The principal accounting policies applied in the preparation of the financial statements are set out below. These policies have been consistently applied to all the years presented, unless otherwise stated.

3.1 Basis of preparation

The financial statements have been prepared in accordance with International Financial Reporting Standards (IFRS) as issued by the International Accounting Standards Board (IASB) and interpretations issued by the International Financial Reporting Interpretations Committee (IFRIC). The financial statements have been prepared under the historical cost convention, except for the revaluation of certain properties and financial instruments.

ST. KITTS-NEVIS-ANGUILLA NATIONAL BANK LIMITED
NOTES TO THE FINANCIAL STATEMENTS
FOR THE PERIOD ENDED SEPTEMBER 30, 2015

3. Significant accounting policiescontinued

3.1 Basis of preparationcontinued

Historical cost is generally based on the fair value of the consideration given in exchange for goods and services.

Fair value is the price that would be received to sell an asset or paid to transfer a liability in an orderly transaction between market participants at the measurement date, regardless of whether that price is directly observable or estimated using another valuation technique. In estimating the fair value of an asset or a liability, the Bank takes into account the characteristics of the asset or liability if market participants would take those characteristics into account when pricing the asset or liability at the measurement date. Fair value for measurement and/or disclosure purposes in these financial statements is determined on such a basis, except for share-based payment transactions that are within the scope of IFRS 2, leasing transactions that are within the scope of IFRS 17, and measurements that have some similarities to fair value but are not fair value, such as net realisable value in IAS 2 or value in use in IAS 36.

In addition, for financial reporting purposes, fair value measurements are categorised into level 1, 2 or 3 based on the degree the inputs to fair value measurements are observable and the significance of the inputs to the fair value measurement in its entirety, which are describe as follows:

Level 1: inputs are quoted prices (unadjusted) in active markets for identical assets and liabilities that the entity can access at the measurement date;

Level 2: inputs are inputs, other than quoted prices included within level 1, that are observable for the asset or liability, either directly or indirectly; and

Level 3: inputs are unobservable inputs for the asset or liability.

The principal accounting policies are set out below.

3.2. Cash and cash equivalents

Cash comprises cash in hand and demand and call deposits with banks. Cash equivalents are short-term, highly liquid investments with original maturities of 90 days or less that are readily convertible to known amounts of cash, are subject to an insignificant risk of changes in value, and are held for the purpose of meeting short-term cash commitments rather than for investment or other purposes.

ST. KITTS-NEVIS-ANGUILLA NATIONAL BANK LIMITED
NOTES TO THE FINANCIAL STATEMENTS
FOR THE PERIOD ENDED SEPTEMBER 30, 2015

3.3 Financial assets and liabilities

In accordance with IAS 39, all financial assets and liabilities – which include derivative financial instruments – are recognised in the statement of financial position and measured in accordance with their assigned category.

The Bank allocates its financial assets to the IAS 39 category of: loans and receivables and available-for-sale financial assets. The classification depends on the purpose for which the financial assets were acquired. Management determines the classification of its financial assets at initial recognition.

(i) Loans and receivables

Loans and receivables are non-derivative financial assets with fixed or determinable payments that are not quoted in an active market other than: (a) those that the Bank intends to sell immediately or in the short term, which are classified or held for trading and those that the entity upon initial recognition designates at fair value through profit or loss; (b) those that the Bank upon initial recognition designates as available-for-sale; (c) those for which the holder may not recover substantially all of its initial investment, other than because of credit deterioration.

Loans and receivable are recognised when cash or the right to cash is advanced to a borrower and are carried at amortised cost using the effective interest method. The Bank's loans and receivables include cash in bank and cash equivalents, treasury bills, deposit with other financial institution, loans and advances to customers, and originated debts.

(ii) Available-for-sale financial assets

Available-for-sale investments are those intended to be held for an indefinite period of time, which may be sold in response to needs for liquidity or changes in interest rates, exchange rates or equity prices.

Purchases and sales of financial assets at fair value through profit or loss, held-to-maturity and available-for-sale are recognised on trade date- the date on which the Bank commits to purchase or sell an asset.

Available-for-sale financial assets are initially recognised at fair value being the transaction price less transaction cost. Available-for-sale financial assets subsequently measured at fair value based on the current bid prices of quoted investments in active market. If the market for available-for-sale financial assets is not active (such as investments in unlisted entities) and the fair value cannot be reliably measured, they are measured at cost. Gains and losses arising from the fair value of available-for-sale financial assets are recognised through other comprehensive income until the financial assets are derecognised or impaired, at which time, the cumulative gain or loss previously recognised through other comprehensive income is removed and recognised in the profit or loss.

ST. KITTS-NEVIS-ANGUILLA NATIONAL BANK LIMITED
NOTES TO THE FINANCIAL STATEMENTS
FOR THE PERIOD ENDED SEPTEMBER 30, 2015

3. Significant accounting policies.....continued

3.3.1 Financial assets and liabilitiescontinued

(ii) Available-for-sale financial assets...continued

Interest calculated using the effective interest method, dividend income and foreign currency gains and losses on financial assets classified as available for sale are recognised in the Statement of income. Dividends on available-for-sale equity instruments are recognised in the Statement of income when the right to receive payment is established.

Financial assets are derecognised when the rights to receive cash flows from the financial assets have expired or where the Bank has transferred substantially all risks and rewards of ownership.

The Bank's available-for-sale financial assets are separately presented in the statement of financial position.

Financial liabilities

Financial liabilities are classified as 'other liabilities' and are initially measured at fair value, net of transaction costs. They are subsequently measured at amortised cost using the effective interest rate method. Other liabilities include customers' deposits, due to other financial institutions, other borrowed funds and accumulated provisions, creditors and accruals. Financial liabilities are derecognised when they are extinguished – that is, when the obligation is discharged, cancelled or expired.

Derecognition

Financial assets are derecognised when the contractual rights to receive the cash flows from these assets have ceased to exist or the assets have been transferred and substantially all the risks and rewards of ownership of the assets are also transferred (that is, if substantially all the risks and rewards have not been transferred, the Bank tests control to ensure that continuing involvement on the basis of any retained powers of control does not prevent derecognition). Financial liabilities are derecognised when they have been redeemed or otherwise extinguished.

Reclassification of financial assets

The Bank may choose to reclassify financial assets that would meet the definition of loans and receivables out of the held-for-trading or available-for-sale categories if the Bank has the intention and ability to hold these financial assets for the foreseeable future or until maturity at the date of reclassification.

Reclassifications are made at fair value as of the reclassification date. Fair value becomes the new cost or amortised cost as applicable, and no reversals of fair value gains or losses recorded before reclassification date are subsequently made. Effective interest rates for financial assets reclassified to loans and receivables and held-to-maturity categories are determined at the

reclassification date. Further increases in estimates of cash flows adjust effective interest rates prospectively.

ST. KITTS-NEVIS-ANGUILLA NATIONAL BANK LIMITED
NOTES TO THE FINANCIAL STATEMENTS
FOR THE PERIOD ENDED SEPTEMBER 30, 2015

3. Significant accounting policiescontinued

3.4 Classes of financial instruments

The Bank classifies the financial instruments into classes that reflect the nature of information disclosed and take into account the characteristics of those financial instruments. The classification hierarchy can be seen in the table below:

Financial assets	Loans and receivables	Cash and cash equivalents and deposit with other financial institutions	Bank accounts
		Treasury bills and originated loans	Government fixed rated bonds and long term note
		Loans and advances to customers	Primary lenders
		Investment securities	Equity and debt securities
	Available-for-sale financial assets	Available –for–sale investments	
Financial liabilities	Financial liabilities at amortised cost	Customers’ deposits and borrowings	
		Other liabilities and accrued expenses	

3.5 Impairment of financial assets

(a) Assets carried at amortised cost

The Bank assesses at the end of each reporting period whether there is objective evidence that a financial asset or group of financial assets is impaired. A financial asset or a group of financial assets is impaired and impairment losses are incurred only if there is objective evidence of impairment as a result of one or more events that occurred after the initial recognition of the asset (a ‘loss event’) and that loss event (or events) has an impact on the estimated future cash flows of the financial asset or group of financial assets that can be reliably estimated.

ST. KITTS-NEVIS-ANGUILLA NATIONAL BANK LIMITED
NOTES TO THE FINANCIAL STATEMENTS
FOR THE PERIOD ENDED SEPTEMBER 30, 2015

3. Significant accounting policies.....continued

3.5 Impairment of Financial Assets.....continued

The criteria that the Bank uses to determine that there is objective evidence of an impairment loss include:

- Cash flow difficulties experienced by the borrower;
- Delinquency in contractual payments of principal and interest;
- Breach of loan covenants or conditions;
- Deterioration in the value of collateral;
- Deterioration of the borrower's competitive position; and
- Initiation of bankruptcy proceedings.

The Bank first assesses whether objective evidence of impairment exists individually for financial assets that are individually significant, and individually or collectively for financial assets that are not individually significant. If the Bank determines that no objective evidence of impairment exists for an individually assessed financial asset, whether significant or not, it includes the asset in a group of financial assets with similar credit risk characteristics and collectively assesses them for impairment. Assets that are individually assessed for impairment and for which an impairment loss is or continues to be recognised are not included in a collective assessment of impairment.

If there is objective evidence that an impairment loss on loans and receivables and or held-to-maturity investments carried at amortised cost has occurred, the amount of the loss is measured as the difference between the asset's carrying amount and the present value of estimated future cash flows (excluding future credit losses that have not been incurred) discounted at the financial asset's original effective interest rate. The carrying amount of the asset is reduced through the use of an allowance account and the amount of the loss is recognised in the statement of income. If a loan or held-to-maturity investment has a variable interest rate, the discounted rate for measuring any impairment loss is the current effective interest rate determined under the contract. As a practical expedient, the Bank may measure impairment on the basis of an instrument's fair value using an observable market price.

The calculation of the present value of the estimated future cash flows of a collateralised financial asset reflects the cash flows that may or may not result from foreclosure less cost for obtaining and selling the collateral, whether or not foreclosure is probable.

When a loan is uncollectible, it is written off against the related provision for loan impairment. Such loans are written off after all the necessary procedures have been completed and the amount of the loss has been determined. Subsequent recoveries of amounts previously written off are credited to the "Bad Debt Recovered" income account which is then used to decrease the amount of the provision for the loan impairment in the statement of income.

ST. KITTS-NEVIS-ANGUILLA NATIONAL BANK LIMITED
NOTES TO THE FINANCIAL STATEMENTS
FOR THE PERIOD ENDED SEPTEMBER 30, 2015

3. Significant accounting policiescontinued

3.5 Impairment of financial assetscontinued

If, in a subsequent period, the amount of the impairment loss decreases and the decrease can be related objectively to an event occurring after the impairment loss is recognised (such as an improvement in the debtor's credit rating), the previously recognised impairment loss is reversed by adjusting the allowance account. The amount of the reversal is recognised in the statement of income.

(b) Assets classified as available-for-sale

The Bank assesses at each reporting date whether there is objective evidence that a financial asset or a group of financial assets is impaired. In the case of equity investments classified as available for sale, a significant or prolonged decline in the fair value of the security below its cost is considered in determining whether the assets are impaired. If any such evidence exists for available-for-sale financial assets, the cumulative loss – measured as the difference between the acquisition cost and the current fair value, less any impairment loss on that financial asset previously recognised in profit or loss – is removed from equity and recognised in the statement of income. Impairment losses recognised in the statement of income on equity instruments are not reversed through the statement of income. If, in a subsequent period, the fair value of a debt instrument classified as available for sale increases and the increase can be objectively related to an event occurring after the impairment loss was recognised in profit or loss, the impairment loss is reversed through the statement of income.

(c) Renegotiated loans

Loans and advances that are either subject to collective impairment assessment or individually significant and whose terms have been renegotiated are no longer considered to be past due but are treated as new loans. Management continuously reviews these accounts to ensure that all criteria are met and that future payments are likely to occur.

3.6 Offsetting financial instruments

Financial assets and liabilities are offset and the net amount reported in the statement of financial position when there is a legally enforceable right to offset the recognised amounts and there is an intention to settle on a net basis, or realise the asset and settle the liability simultaneously.

3.7 Employee benefits

(a) Gratuity

The Bank provides a gratuity plan to its employees after 15 years of employment. The amount of the gratuity payment to eligible employees at retirement is computed with reference to final salary and calibrated percentage rates based on the number of years of service. Provisions for these amounts are included in the statement of financial position.

ST. KITTS-NEVIS-ANGUILLA NATIONAL BANK LIMITED

NOTES TO THE FINANCIAL STATEMENTS **FOR THE PERIOD ENDED SEPTEMBER 30, 2015**

3. Significant accounting policies.....continued

3.7 Employee benefitscontinued

(a) Pension plan

The Bank operates a defined benefit plan. The administration of the plan is conducted by National Caribbean Insurance Company Limited, a subsidiary of the Bank. The plan is funded through payments to trustee-administered deposit funds determined by periodic actuarial calculations. A defined benefit plan is a pension plan which defines an amount of pension benefit that an employee will receive on retirement based on factors such as age, year of service and final salary. The cost of providing benefits is determined using the Projected Unit Credit Method, with actuarial valuations being carried out at the end of each reporting period.

The asset figure recognised in the statement of financial position in respect of net defined benefit assets is the fair value of the plan assets less the present value of the defined benefit obligation at the statement of financial position date. The retirement benefit asset recognised in the statement of financial position represents the actual surplus in the defined benefit plan. Re-measurements comprising of actuarial gains and losses, the effect of the asset ceiling (if applicable) and the return on plan assets (excluding interest) are recognised immediately in the statement of financial position with a charge or credit to other comprehensive income in the period in which they occur. Re-measurement recorded in other comprehensive income is not recycled. However, the Bank may transfer those amounts recognised in other comprehensive income within equity.

3.8 Property, plant and equipment

Land and buildings held for use in the production and supply of services, or for administrative purposes, are stated in the statement of financial position at their revalued amounts, being the fair value at the date of revaluation, less any subsequent accumulated depreciation and subsequent accumulated impairment losses. Revaluations are performed with sufficient regularity, usually every five years, such that the carrying amount does not differ materially from that which would be determined using fair values at the year end.

Any revaluation increase arising on the revaluation of such land and buildings is credited in equity to revaluation reserve, except to the extent that it reverses a revaluation decrease for the same asset previously recognised in income, in which case the increase is credited to income to the extent of the decrease previously charged. A decrease in the carrying amount arising on the revaluation of such land and buildings is charged to income to the extent that it exceeds the balance, if any, held in the fixed asset revaluation reserve relating to a previous revaluation of that asset.

Depreciation on revalued buildings is charged to income. On the subsequent sale or retirement of a revalued property, any revaluation surplus remaining in the revaluation reserve is transferred directly to retained earnings. No transfer is made from the fixed asset revaluation reserve to retained earnings except when an asset is derecognised.

ST. KITTS-NEVIS-ANGUILLA NATIONAL BANK LIMITED
NOTES TO THE FINANCIAL STATEMENTS
FOR THE PERIOD ENDED SEPTEMBER 30, 2015

3. Significant accounting policiescontinued

3.8 Property, plant and equipmentcontinued

Freehold land is not depreciated. Fixtures and equipment are stated at cost less accumulated depreciation and accumulated impairment losses. Depreciation is calculated on the following basis:

Building:	25 – 45 years
Leasehold improvements:	25 years, or over the period of lease if less than 25 years
Equipment, fixtures and motor vehicles:	3 – 10 years

Depreciation is charged so as to write off the cost or valuation of assets, other than freehold land, over their estimated useful lives, using the straight-line method. The estimated useful lives, residual values and depreciation method are reviewed at each year-end, with the effect of any changes in estimates accounted for on a prospective basis.

All repairs and maintenance are charged to income during the financial period in which they are incurred.

The gain or loss arising on the disposal or retirement of an item of property, plant and equipment is determined as the difference between the sale proceeds and the carrying amount of the asset and is recognised in statement of comprehensive income.

3.9 Intangible assets

Acquired computer software licences are capitalized on the basis of the costs incurred to acquire and to bring into use the specific software. These costs are amortized on the basis of the expected useful life of such software which is three to five years.

Assets that have an indefinite useful life are not subject to amortization and are tested annually for impairment. Assets that are subject to amortization are reviewed for impairment whenever events or changes in circumstances indicate that the carrying amount may not be recoverable.

3.10 Impairment of non-financial assets

Non-financial assets that are subject to amortisation are reviewed for impairment whenever events or changes in circumstances indicate that the carrying amount may not be recoverable. An impairment loss is recognised for the amount by which the asset's carrying amount exceeds its recoverable amount. The recoverable amount is the higher of an asset's fair value less costs to sell and value in use. For the purposes of assessing impairment, assets are grouped at the lowest levels for which there are separately identifiable cash flows (cash-generating units). Non-financial assets other than goodwill that suffered impairment are reviewed for possible reversal of the impairment at each reporting date.

ST. KITTS-NEVIS-ANGUILLA NATIONAL BANK LIMITED

NOTES TO THE FINANCIAL STATEMENTS **FOR THE PERIOD ENDED SEPTEMBER 30, 2015**

3. Significant accounting policies.....continued

3.11 Investment in subsidiaries

The investment in subsidiaries is accounted for using the cost method and therefore the assets, liabilities and results of operations of the entities have not been reflected in these accounts. A subsidiary is an entity in which the Bank holds controlling interest (50% plus 1 share or more) of the voting shares of that entity. Income from subsidiaries' operations is recognised only to the extent of dividends received.

The Bank has also prepared consolidated financial statements in accordance with IFRS for the Bank and its subsidiaries. Users of these separate financial statements should read them together with the Bank's consolidated financial statements as of and for the year ended June 30, 2014 in order to obtain full information on the financial position, results of operations and changes in financial position of the Bank and its subsidiaries as a whole.

3.12 Investment in associates

Associates are those entities over which the Bank is able to exert significant influence but which are not subsidiaries. Associate companies are recorded at cost less amounts provided for impairment.

3.13 Borrowings

Borrowings are recognised initially at fair value (which is their issue proceeds and fair value of the considerations received), net of transaction costs incurred. Borrowings are subsequently carried at amortised cost; any difference between the proceeds (net of transaction costs) and the redemption value is recognised in the statement of comprehensive income over the period of the borrowings using the effective interest method.

3.14 Guarantees and letters of credit

Guarantees and letters of credit comprise undertaking by the Bank to pay bills of exchange drawn on customers. The Bank expects most guarantees and letters of credit to be settled simultaneously with the reimbursement from the customers.

3.15 Provisions

Provisions are recognised when the Bank has a present legal or constructive obligation as a result of past events, it is probable that an outflow of resources will be required to settle the obligation, and the amount has been reliably estimated. Provisions are not recognised for future operating losses.

Where there are a number of similar obligations, the likelihood that an outflow will be required in settlement is determined by considering the class of obligations as a whole. A provision is recognised even if the likelihood of an outflow with respect to any one item included in the same class of obligation may be small.

ST. KITTS-NEVIS-ANGUILLA NATIONAL BANK LIMITED

NOTES TO THE FINANCIAL STATEMENTS
FOR THE PERIOD ENDED SEPTEMBER 30, 2015

3. Significant accounting policies.....continued

3.16 Leases

The leases entered into by the Bank are primarily operating leases. The total payments made under the operating leases are charged to income on a straight-line basis over the period of the lease.

When an operating lease is terminated before the lease period has expired, any payment required to be made to the lessor by way of penalty is recognised as an expense in the period in which termination takes place.

3.17 Interest income and expense

Interest income and expense for all interest-bearing financial instruments are recognised within 'interest income' and 'interest expense' in the statement of comprehensive income using the effective interest method. The effective interest method is a method of calculating the amortised cost of a financial asset or a financial liability and of allocating the interest income or interest expense over the relevant period. The effective interest rate is the rate that exactly discounts estimated future cash payments or receipts through the expected life of the financial instrument or, when appropriate, a shorter period to the net carrying amount of the financial asset or financial liability.

When calculating the effective interest rate, estimates of cash flows that consider all contractual terms of the financial instrument are included (for example, repayment options), except future credit losses. The calculation includes all fees and points paid or received between parties to the contract that are an integral part of the effective interest rate, transaction costs and all other premiums or discounts. Once a financial asset or a group of similar financial assets has been written down as a result of impairment loss, interest income is recognised using the rate of interest used to discount the future cash flows for the purpose of measuring the impairment loss.

3.18 Fee and commission income

Fees and commissions are generally recognised on an accrual basis when the service has been provided. Loan commitment fees for loans that are likely to be drawn down are deferred (together with related direct costs) and recognised as an adjustment to the effective interest rate on the loan. Loan syndication fees are recognised as revenue when the syndication has been completed and the Bank has retained no part of the loan package for itself or has retained a part at the same effective interest rate as the other participants. Commission and fees arising from negotiating, or participating in the negotiation of, a transaction for a third party – such as the arrangement of the acquisition of shares or other securities or the purchase or sale of business – are recognised on completion of the underlying transaction.

ST. KITTS-NEVIS-ANGUILLA NATIONAL BANK LIMITED

NOTES TO THE FINANCIAL STATEMENTS **FOR THE PERIOD ENDED SEPTEMBER 30, 2015**

3. Significant accounting policies.....continued

3.19 Dividend income

Dividends are recognised in the statement of income when the right to receive payment is established.

3.20 Foreign currency translation

(i) *Functional and presentation currency*

Items included in the financial statements are measured using the currency of the primary economic environment in which the Bank operates (the “functional currency”). The financial statements are presented in Eastern Caribbean dollars, which is the Bank’s functional and presentation currency.

(ii) *Transactions and balances*

Foreign currency transactions are translated into the functional currency using the exchange rates prevailing at the dates of the transactions or valuation where items are re-measured. Foreign exchange gains and losses resulting from the settlement of such transactions and from the translation at year-end exchange rates of monetary assets and liabilities denominated in foreign currencies are recognised in the statement of comprehensive income.

Foreign exchange gains and losses that relate to borrowings and cash and cash equivalents are presented in the statement of comprehensive income within ‘Other income’.

3.21 Share capital

(a) *Share issue costs*

Incremental costs directly attributable to the issue of new shares are shown in equity as a deduction from the proceeds.

(b) *Dividends on ordinary shares*

Dividends on ordinary shares are recognised in equity in the period in which they are paid by the Board of Directors and or approved by the Bank’s shareholders.

3.22 Current and deferred income tax

Income tax payable on profits, based on applicable tax law is recognised as an expense in the period in which profits arise, except to the extent that it relates to items recognised directly in equity. In such cases, the tax is recognised in a deferred tax liability account. The tax expense for the period comprises current and deferred tax.

Deferred income tax is provided in full, using the liability method, on temporary differences arising between the tax bases of assets and liabilities and their carrying amounts in the non-consolidated financial statements. Deferred income tax is determined using tax rates (and laws) that have been enacted by the reporting date and are expected to apply when the related deferred income tax asset is realized or deferred tax liability is settled.

ST. KITTS-NEVIS-ANGUILLA NATIONAL BANK LIMITED
NOTES TO THE FINANCIAL STATEMENTS
FOR THE PERIOD ENDED SEPTEMBER 30, 2015

3. Significant accounting policiescontinued

3.22 Current and deferred income taxcontinued

The principal temporary differences arise from depreciation of plant and equipment and revaluation of certain financial assets. However, deferred tax is not accounted for if it arises from initial recognition of an asset or a liability in a transaction other than a business combination that at the time of the transaction affects neither accounting, nor taxable profit or loss. The rates enacted or substantively enacted at the reporting date are used to determine deferred income tax.

Deferred tax asset is recognised where it is probable that future taxable profit will be available against which the temporary differences can be utilised.

3.23 Comparatives

Where necessary, comparative figures have been adjusted to conform with changes in presentation in the current year.

4. Financial risk management

The Bank's activities expose it to a variety of financial risks and those activities involve the analysis, evaluation, acceptance and management of some degree of risk or combination of risks. Taking risk is core to the commercial banking business, and the operational risks are an inevitable consequence of being in business. The Bank's aim is therefore to achieve an appropriate balance between risk and return and minimize potential adverse effects on the Bank's financial performance.

The Bank's risk management policies are designed to identify and analyse risks, to set appropriate levels and controls, and to monitor the risks and adherence to limits by means of reliable and up-to-date information systems. The Bank regularly reviews its risk management policies and systems to reflect changes in markets, products and emerging best practice.

Risk management is carried out by the Credit Division and Comptroller Division under policies approved by the Board of Directors. Management identifies and evaluates financial risks in close co-operation with the Bank operating units. The Board provides principles for overall risk management, as well as approved policies covering specific areas, such as foreign exchange, interest rate and credit risks. In addition, internal audit is responsible for the independent review of risk management and the control environment.

The most important types of risk are credit risk, liquidity risk, market risk and other operational risk. Market risk includes currency risk, interest rate risk and other price risk.

4.1 Credit risk

The Bank takes on exposure to credit risk, which is the risk that counterparties will cause financial losses for the Bank by failing to discharge their obligations. Significant changes in the economy, or in the health of a particular industry segment that represents a concentration in the Bank's portfolio, could result in losses that are different from those provided for at the balance sheet date.

ST. KITTS-NEVIS-ANGUILLA NATIONAL BANK LIMITED

NOTES TO THE FINANCIAL STATEMENTS
FOR THE PERIOD ENDED SEPTEMBER 30, 2015

4. Financial risk management.....continued

4.1 Credit risk..... continued

Management, therefore, carefully manages its exposure to such credit risks. Credit exposure arises principally in lending activities that lead to loans and advances, and investment activities that bring debt securities and other bills into the Bank's asset portfolio. There is also credit risk in off-balance sheet financial instruments, such as loan commitments. The credit risk management and control are centralised and reported to the Board of Directors.

The Bank's exposure to credit risk is managed through regular analysis of the ability of its borrowers and potential borrowers to meet interest and capital repayment obligations. Credit risk is managed also in part by the taking of collateral and corporate and personal guarantees as securities on advances.

(a) Loans and advances

The prudential guidelines of the Bank's regulators are included in the daily credit operational management of the Bank. The operational measurements can be contrasted with impairment allowances required under IAS 39, which are based on losses that have been incurred at the balance sheet date (the 'incurred loss model').

The Bank assesses the probability of default of individual borrowers using internal rating tools tailored to the various categories of borrowers. These rating tools are fashioned from the guidelines of the Bank regulators. Advances made by the Bank are segmented into five rating classes that reflect the range of default probabilities for each rating class. The rating tools are kept under review and upgraded as necessary.

Bank rating	Description of the classifications
1	Pass
2	Special mention
3	Sub-standard
4	Doubtful
5	Loss

(b) Debt securities and other bills

For debt securities and other bills, external rating such as Standard & Poor's rating or their equivalents are used by the Bank Treasury/Fund Managers for managing the credit risk exposures. The investments in those securities and bills are viewed as a way to gain a better credit quality mapping and maintain a readily available source to meet the funding requirement at the same time.

ST. KITTS-NEVIS-ANGUILLA NATIONAL BANK LIMITED
NOTES TO THE FINANCIAL STATEMENTS
FOR THE PERIOD ENDED SEPTEMBER 30, 2015

4. Financial risk management.....continued

4.1.2 Risk limit control and mitigation policies

The Bank manages, limits, and controls concentrations of credit risk wherever they are identified – in particular, to individual counterparties and groups, and to industries and countries.

The Bank structures the levels of credit risks it undertakes by placing limits on the amount of risk acceptable in relation to one borrower, or groups of borrowers, and to geographical and industry segments. Such risks are monitored on a revolving basis and are subject to an annual or more frequent review, when considered necessary by the Board of Directors.

The exposure to any one borrower, including banks and other financial institutions, is further restricted by sub-limits covering on-balance sheet and off-balance sheet exposures. Actual exposures against limits are monitored. Exposure to credit risk is also managed through regular analysis of the ability of borrowers and potential borrowers to meet interest and capital repayment obligations and by changing these lending limits where appropriate. Other specific controls and mitigation measures are outlined below:

(a) Collateral

The Bank employs a range of policies and practices to mitigate credit risk. The most traditional of these is the taking of security for funds advanced, which is common practice. The Bank implements guidelines on the acceptability of specific classes of collateral or risk mitigation. The principal collateral types for loans and advances are:

- Mortgages over residential properties;
- Charges over business assets such as premises, inventory and accounts receivable;
- Charges over financial instruments such as debt securities and equities.

Longer-term finance and lending to corporate entities and individual credit facilities are generally secured. In addition, in order to minimize credit loss, the Bank will seek additional collateral from the counterparty as soon as impairment indicators are noticed for the relevant individual loans and advances.

Collateral held as security for financial assets other than loans and advances is determined by the nature of the instrument. Debt securities, treasury and other eligible bills are generally unsecured.

(b) Credit-related commitments

The primary purpose of these instruments is to ensure that funds are available to a customer as required. Guarantees and standby letters of credit carry the same credit risk as loans. Documentary and commercial letters of credit (which are written undertakings by the Bank on behalf of a customer authorizing a third party to draw drafts on the Bank up to a stipulated amount under specific terms and conditions) are collateralized by the underlying shipments of goods to which they relate and therefore carry less risk than a direct loan.

ST. KITTS-NEVIS-ANGUILLA NATIONAL BANK LIMITED

NOTES TO THE FINANCIAL STATEMENTS
FOR THE PERIOD ENDED SEPTEMBER 30, 2015

4.1.2 Risk limit control and mitigation policies

Commitments to extend credit represent unused portions of authorizations to extend credit in the form of loans and advances, guarantees or letters of credit. With respect to credit risk, the Bank is potentially exposed to loss in an amount equal to the total unused commitments.

However, the likely amount of loss is less than the total unused commitments, as most commitments to extend credit are contingent upon customers maintaining specific credit standards. The Bank monitors the term of maturity of credit commitments because longer-term commitments generally have a greater degree of credit risk than shorter-term commitments.

4.1.3 Impairment and provisioning

The impairment provision shown in the balance sheet at year-end is derived from each of the five internal rating grades. The table below shows the percentage of the Bank on-balance sheet and off-balance sheet items relating to loans and advances and associated impairment provision for each of the Bank internal categories:

Bank rating

	Sept 2015		June 2015	
	----- Loans and advances (%)	Impairment provision (%) -----	----- Loans and advances (%)	Impairment provision (%) -----
1 Pass	42.82	-	42.82	-
2 Special mention	30.61	0.00	30.61	0.00
3 Sub-standard	16.34	44.15	16.34	44.15
4 Doubtful	2.55	51.72	2.55	51.72
5 Loss	7.68	4.13	7.68	4.13
	----- 100.00 -----	----- 100.00 -----	----- 100.00 -----	----- 100.00 -----

The rating tool assists management to determine whether objective evidence of impairment exists under IAS 39, based on the following criteria:

Loans

- Cash flow difficulties experienced by the borrower;
- Delinquency in contractual payments of principal and interest;
- Breach of loan covenants or conditions; and
- Deterioration in the value of collateral.

ST. KITTS-NEVIS-ANGUILLA NATIONAL BANK LIMITED

NOTES TO THE FINANCIAL STATEMENTS
FOR THE PERIOD ENDED SEPTEMBER 30, 2015

4. Financial risk management.....continued

4.1.3 Impairment and provisioning.....continued

Advances (overdrafts)

- Approval limit has been exceeded for three months;
- Interest charges for three months or more have not been covered by deposits; and
- Account has developed a hardcore which was not converted.

The Bank requires the review of individual financial assets that are above materiality thresholds on an annual basis or more regularly when individual circumstances require. Impairment allowances on individually assessed accounts are determined by an evaluation of the incurred loss at balance sheet date on a case-by-case basis, and are applied where necessary. Assessments take into account collateral held and anticipated cash receipts for individually assessed accounts.

4.1.4 Maximum exposure to credit risk before collateral held or other credit enhancements

	Maximum exposure	
	Sept	June
	<u>2015</u>	<u>2015</u>
	\$	\$
<i>Credit risk exposures relating to on-balance sheet assets:</i>		
Treasury bills	152,430,766	143,796,220
Deposits with other financial institutions	866,113,492	1,173,713,941
Financial asset	805,102,352	798,396,748
Loans and advances:		
• Overdrafts	169,027,406	164,213,975
• Corporate customers	267,744,118	258,804,850
• Term loans	97,553,005	98,936,121
• Mortgages (personal)	139,949,687	134,813,954
• Originated debts	108,536,210	108,555,815
Investment securities – available-for-sale (AFS)	188,284,507	162,070,822
Other assets	9,810,081	12,836,479
Customers’ liability under acceptances, guarantees and Letters of credit	10,316,220	6,802,840
Loan commitments	26,047,976	34,015,031
Total	<u>2,840,915,820</u>	<u>3,096,956,796</u>

The above table represents a worse case scenario of credit risk exposure to the Bank at September 30, 2015 and June 30, 2015, without taking account of any collateral held or other credit enhancements attached. For on-balance sheet assets, the exposures set out above are based on net carrying amounts as reported in the balance sheet. As shown above, 24% (June 2015 – 21%) of the total maximum exposure is derived from loans and advances to banks and customers.

ST. KITTS-NEVIS-ANGUILLA NATIONAL BANK LIMITED
NOTES TO THE FINANCIAL STATEMENTS
FOR THE PERIOD ENDED SEPTEMBER 30, 2015

4. Financial risk management.....continued

4.1.4 Maximum exposure to credit risk before collateral held or other credit enhancements.....continued

Management is confident in its ability to continue to control and sustain minimal exposure of credit risk to the bank resulting from both its loans and advances portfolio and debt securities based on the following:

- 71% (June 2015 – 51%) of the loans and advances portfolio is categorized in the top two grades of the internal rating system;
- Term loans, which represent the largest group in the portfolio, are backed by security – cash and real estate collateral and/or guarantees.
- 76% (June 2015 – 57%) of the loans and advances portfolio are considered to be neither past due nor impaired.
- The Bank continues to grant loans and advances in accordance with its lending policies and guidelines;
- A number of issuers and debt instruments in the region are not rated; consequently 34% (June 2015 - 35%) of these investments are not rated (Government securities – treasury bills, etc.).

4.1.5 Loans and advances

	Sept 2015	June 2015
	\$	\$
Loans and advances are summarized as follows:		
Loans and advances to customers		
Neither past due nor impaired	512,548,317	371,267,495
Past due but not impaired	21,121,619	144,297,117
Impaired principal	127,699,987	128,352,682
Interest receivable	<u>68,650,447</u>	<u>68,650,447</u>
	730,020,370	712,567,741
 Other Interest receivable	 1,378,662	 1,325,975
 Less allowance for impairment losses (Note 26)	 (57,124,816)	 (57,124,816)
 Net	 <u>674,274,216</u>	 <u>656,768,900</u>

The total allowance for impairment losses on loans and advances is \$57,124,816 (June 2015- \$57,124,816). Further information of the allowance for impairment losses on loans and advances to customers is provided in Notes 26.

ST. KITTS-NEVIS-ANGUILLA NATIONAL BANK LIMITED
NOTES TO THE FINANCIAL STATEMENTS
FOR THE PERIOD ENDED SEPTEMBER 30, 2015

4. **Financial risk management.....continued**

4.1.5 Loans and advances.....continued

(a) **Loans and advances neither past due nor impaired**

The credit quality of the portfolio of loans and advances that were neither past due nor impaired can be assessed by reference to the rating system utilized by the Bank.

Sept 30, 2015

	Overdrafts \$	Term loans \$	Mortgages \$	Corporate customers \$	Total Loans and advances to customers \$
Loans and advances to customers					
Classifications:					
1. Pass	27,708,871	22,310,223	91,514,125	222,047,051	363,580,270
2. Special mention	73,951,569	67,099,797	1,429,455	2,893,116	145,373,937
3. Substandard	143,824	346,089	219,164	2,885,033	3,594,110
Gross	101,804,264	89,756,109	93,162,744	227,825,200	512,548,317

June 30, 2015

	Overdrafts \$	Term loans \$	Mortgages \$	Corporate customers \$	Total Loans and advances to customers \$
Loans and advances to customers					
Classifications:					
4. Pass	24,929,469	23,314,760	85,401,484	89,895,333	223,541,046
5. Special mention	71,843,449	67,223,962	2,129,681	2,956,016	144,153,108
6. Substandard	151,287	-	537,021	2,885,033	3,573,341
Gross	96,924,205	90,538,722	88,068,186	95,736,382	371,267,495

ST. KITTS-NEVIS-ANGUILLA NATIONAL BANK LIMITED
NOTES TO THE FINANCIAL STATEMENTS
FOR THE PERIOD ENDED SEPTEMBER 30, 2015

4. **Financial risk management.....continued**

4.1.5 Loans and advances.....continued

(b) *Loans and advances past due but not impaired*

Loans and advances less than 90 days past due are not considered impaired, unless other information is available to indicate the contrary. Gross amount of loans and advances by class to customers that were past due but not impaired were as follows:

	Term loans	Mortgages	Corporate customers	Total
	\$	\$	\$	\$
At Sept 30, 2015				
Past due up to 30 days	1,743,180	11,721,832	445,129	13,910,141
Past due 30 – 60 days	851,759	2,764,338	-	3,616,097
Past due 60 – 90 days	280,087	600,151	-	880,238
Over 90 days	505,055	2,210,088	-	2,715,143
	-----	-----	-----	-----
Gross	3,380,081	17,296,409	445,129	21,121,619
	=====	=====	=====	=====
Fair value of collateral	15,110,845	31,499,654	500,500	47,110,499

	Term loans	Mortgages	Corporate customers	Total
	\$	\$	\$	\$
At June 30, 2015				
Past due up to 30 days	1,578,399	11,484,506	56,508,565	69,571,470
Past due 30 – 60 days	882,231	1,518,552	-	2,400,783
Past due 60 – 90 days	211,529	1,407,663	67,898,652	69,517,844
Over 90 days	651,050	2,155,970	-	2,807,020
	-----	-----	-----	-----
Gross	3,323,209	16,566,691	124,407,217	144,297,117
	=====	=====	=====	=====
Fair value of collateral	13,869,371	30,365,411	143,777,375	188,012,157

Upon initial recognition of loans and advances, the fair value of collateral is based on valuation techniques commonly used for the corresponding assets. In subsequent periods, the fair value is updated by reference to market price or indexes of similar assets sales in same geographical area.

ST. KITTS-NEVIS-ANGUILLA NATIONAL BANK LIMITED
NOTES TO THE FINANCIAL STATEMENTS
FOR THE PERIOD ENDED SEPTEMBER 30, 2015

4. Financial risk management.....continued

4.1.5 Loans and advances.....continued

(c) Loans and advances individually impaired

The individually impaired loans and advances to customers before taking into consideration the cash flows from collateral held is \$196,350,434 (June 2015 - \$197,003,129).

The breakdown of the gross amount of individually impaired loans and advances by class is as follows:

	Overdrafts	Term loans	Mortgages	Corporate customers	Total Loans and advances to customers
	\$	\$	\$	\$	\$
Sept 30, 2015					
Individually impaired	78,335,593	4,360,064	24,922,332	20,081,998	127,699,987
Interest receivable	12,176,430	3,493,151	16,460,949	36,519,917	68,650,447
	90,512,023	7,853,215	41,383,281	56,601,915	196,350,434
Fair value of collateral	64,919,322	13,193,549	41,967,517	57,996,384	178,076,772

	Overdrafts	Term loans	Mortgages	Corporate customers	Total Loans and advances to customers
	\$	\$	\$	\$	\$
June 30, 2015					
Individually Impaired	78,402,221	5,070,126	25,610,875	19,269,460	128,352,682
Interest receivable	12,176,430	3,493,151	16,460,949	36,519,917	68,650,447
	90,578,651	8,563,277	42,071,824	55,789,377	197,003,129
Fair value of collateral	64,919,322	13,193,549	41,967,517	57,996,384	178,076,772

ST. KITTS-NEVIS-ANGUILLA NATIONAL BANK LIMITED
NOTES TO THE FINANCIAL STATEMENTS
FOR THE PERIOD ENDED SEPTEMBER 30, 2015

4. **Financial risk management.....continued**

4.1.5 Loans and advances.....continued

(d) ***Loans and advances renegotiated***

Restructuring activities include extended payment arrangements, approved external management plans, modification and deferral of payments. Following restructuring, a previously overdue customer account is reset to a normal status and managed together with other similar accounts. Restructuring policies and practices are based on indicators or criteria which, in the judgment of management, indicate that payment will most likely continue. These policies are kept under continuous review. Restructuring is most commonly applied to term loans, in particular customer finance loans.

4.1.6 Debt securities, treasury bills and other eligible bills

The table below presents an analysis of debt securities, treasury bills and other eligible bills by rating agency designation at September 30, 2015, based on Standard & Poor's ratings or equivalent:

	Treasury Bills \$	Investment Securities \$	Loans and receivables - notes & bonds \$	Total \$
AA- to AA+		12,726,512		12,726,512
A- to A+		19,330,763		19,330,763
Lower than A- Unrated/ Internally rated	152,430,766	121,709,883	108,536,210	382,676,859
	152,430,766	188,284,507	108,536,210	449,251,483

ST. KITTS-NEVIS-ANGUILLA NATIONAL BANK LIMITED

NOTES TO THE FINANCIAL STATEMENTS
FOR THE PERIOD ENDED SEPTEMBER 30, 2015

4. Financial risk management.....continued

4.1.7 Geographical concentrations of assets, liabilities, income, capital expenditure and off balance sheet items

The Bank operates only one business segment (commercial and retail banking services) which is predominantly localized to St. Kitts and Nevis. Commercial banking activities, however, accounts for a significant portion of credit risk exposure. The credit risk exposure is, therefore, spread geographically and over a diversity of personal and commercial customers:

	<u>St. Kitts & Nevis</u>	<u>United States & Canada</u>	<u>Europe</u>	<u>Other Caribbean States</u>	<u>Total</u>
	\$	\$	\$	\$	\$
Sept 30, 2015					
Treasury bills	89,199,672			63,231,094	152,430,766
Deposits with Fin. Inst.	8,502,809	775,665,391	56,173,945	25,771,347	866,113,492
Financial asset	805,102,352	-	-	-	805,102,352
Loans and advances	578,737,856	82,473,603	2,691,818	10,370,939	674,274,216
Originated debts	18,915,049	4,055,927	-	85,565,234	108,536,210
Investments (AFS)	1,280,943	187,003,564	-	-	188,284,507
Other assets	1,438,461	8,371,620	-	-	9,810,081
<hr/>					
	1,503,177,142	1,057,570,105	58,865,763	184,938,614	2,804,551,624
<hr/>					

June 30, 2015					
Treasury bills	88,064,174			55,732,046	143,796,220
Deposits with Fin. Inst.	6,349,492	1,095,823,090	44,623,953	26,917,406	1,173,713,941
Financial asset	798,396,748	-	-	-	798,396,748
Loans and advances	561,084,592	82,582,843	2,721,979	10,379,486	656,768,900
Originated debts	21,454,258	-	-	87,101,557	108,555,815
Investments (AFS)	1,280,943	160,789,879	-	-	162,070,822
Other assets	4,624,682	8,211,797	-	-	12,836,479
<hr/>					
	1,481,254,889	1,347,407,609	47,345,932	180,130,495	3,056,138,925
<hr/>					

ST. KITTS-NEVIS-ANGUILLA NATIONAL BANK LIMITED
NOTES TO THE FINANCIAL STATEMENTS
FOR THE PERIOD ENDED SEPTEMBER 30, 2015

4. Financial risk management.....continued

4.18 Concentration of risks of financial assets with credit exposure

The following tables break down the Bank main credit exposure at their carrying amounts, as categorised by industry sectors of our counterparties:

Sept 30, 2015	Public Sector	Construction	Tourism	Financial Institutions	Individuals	Other Industries	Total
Treasury Bills	152,430,766						152,430,766
Deposit with financial institutions	-	-	-	865,648,409	208,592	256,491	866,113,492
Financial asset	805,102,352	-	-	-	-	-	805,102,352
Loans and receivables:							
- Originated debts	101,730,658	-	-	4,370,892	-	2,434,660	108,536,210
- Loans & Advances	108,811,989	150,962,440	138,157,539	18,687,840	161,203,820	96,450,588	674,274,216
Investments – available-for-sale	2,100,545	-	687,440	57,176,445	-	128,320,077	188,284,507
Other assets	-	-	-	800,000	25,912	8,984,169	9,810,081
Total	1,170,176,310	150,962,440	138,844,979	946,683,586	161,438,324	236,445,985	2,804,551,624

June 30, 2015	Public Sector	Construction	Tourism	Financial Institutions	Individuals	Other Industries	Total
Treasury Bills	143,796,220						143,796,220
Deposit with financial institutions	-	-	-	1,173,227,220	230,230	256,491	1,173,713,941
Financial asset	798,396,748	-	-	-	-	-	798,396,748
Loans and receivables:							
- Originated debts	102,900,369	-	-	2,950,268	-	2,705,178	108,555,815
- Loans & Advances	106,067,802	151,023,670	133,056,606	30,391,821	156,736,985	79,492,016	656,768,900
Investments – available-for-sale	2,093,911	-	692,798	44,052,744	-	115,231,369	162,070,822
Other assets	-	-	-	2,775,741	26,691	10,034,047	12,836,479
Total	1,153,255,050	151,023,670	133,749,404	1,253,397,794	156,993,906	207,719,101	3,056,138,925

ST. KITTS-NEVIS-ANGUILLA NATIONAL BANK LIMITED
NOTES TO THE FINANCIAL STATEMENTS
FOR THE PERIOD ENDED SEPTEMBER 30, 2015

4. Financial risk management.....continued

4.19 Market risk

The Bank is exposed to market risk, which is the risk that the fair value or future cash flows of a financial instrument will fluctuate because of changes in market prices. Market risks arise from open positions in interest rate and equity products, all of which are exposed to general and specific market movements and changes in the level of volatility of the market rates or prices such as interest rates, credit spreads, foreign exchange rates and equity prices.

The Bank exposures to market risks primarily arise from the interest rate management of the Bank retail and commercial banking assets and liabilities and equity risks arising from its available-for-sale investments.

4.2.0 Price risk

The Bank is exposed to equities price risk because of investments held by the Bank and classified on the balance sheet as available-for-sale. To manage this price risk arising from investments in equity securities, the Bank diversifies its investment portfolio.

4.2.1 Foreign exchange risk

The Bank is exposed to foreign exchange risk through fluctuation in certain prevailing foreign exchange rates on its financial position and cash flows. The Board of Directors limits the level of exposure by currency and in total which are monitored daily. The Bank exposure to currency risk is minimal since most of its assets and liabilities in foreign currencies are held in United States dollars. The Bank uses the mid-rate of exchange ruling on that day to convert all assets and liabilities in foreign currencies to Eastern Caribbean dollar (EC\$).

The following table summarises the Bank exposure to foreign currency exchange rate risk at September 30, 2015. Included in the table are the Bank financial instruments at carrying amounts, categorized by currency.

ST. KITTS-NEVIS-ANGUILLA NATIONAL BANK LIMITED
NOTES TO THE FINANCIAL STATEMENTS
FOR THE PERIOD ENDED SEPTEMBER 30, 2015

4. Financial risk management.....continued

4.2.1 Foreign exchange risk.....continued

Concentration of currency risk – on and off balance sheet financial instruments

As at Sept 30, 2015	ECD	USD	EURO	GBP	CAN	BDS	GUY	TOTAL
Assets								
Cash & balances with Central Bank	217,426,686	5,922,074	84,375	83,261	3,079	22,775	-	223,542,250
Treasury bills	152,430,766	-	-	-	-	-	-	152,430,766
Deposits with other financial bodies	10,690,261	851,855,013	540,544	1,891,726	573,783	538,410	23,755	866,113,492
Financial Asset	805,102,352	-	-	-	-	-	-	805,102,352
Loans and receivables								
- Loans and advances to customers	477,167,063	197,107,153	-	-	-	-	-	674,274,216
- Originated debts	63,957,977	44,578,233	-	-	-	-	-	108,536,210
Investments								
- Available-for-sale	10,729,801	641,115,092	-	-	-	-	-	651,844,893
Other assets	1,655,329	8,154,752	-	-	-	-	-	9,810,081
Total financial assets	1,739,160,235	1,748,732,317	624,919	1,974,987	576,862	561,185	23,755	3,491,654,260
Liabilities								
Due to Customers	2,531,631,744	631,295,913	250,116	2,674	1,771,514	-	-	3,164,951,961
Due to other financial bodies	-	20,168,910	-	-	-	-	-	20,168,910
Other borrowed funds	-	-	-	-	-	-	-	-
Other liabilities	10,493,708	2,234,982	42,225	476,041	29,068	118,926	-	13,394,950
Total financial liabilities	2,542,125,452	653,699,805	292,341	478,715	1,800,582	118,926	-	3,198,515,821
Net on-balance sheet positions	(802,965,217)	1,095,032,512	332,578	1,496,272	(1,223,720)	442,259	23,755	293,138,439
Credit commitment	36,364,196	-	-	-	-	-	-	36,364,196

ST. KITTS-NEVIS-ANGUILLA NATIONAL BANK LIMITED
NOTES TO THE FINANCIAL STATEMENTS
FOR THE PERIOD ENDED SEPTEMBER 30, 2015

4. Financial risk management.....continued

4.2.1 Foreign exchange risk.....continued

Concentration of currency risk – on and off balance sheet financial instruments

As at June 30, 2015	ECD	USD	EURO	GBP	CAN	BDS	GUY	TOTAL
Total financial assets	1,743,529,059	1,769,299,727	1,402,950	2,255,446	774,967	685,071	29,518	3,517,976,738
Total financial liabilities	2,555,131,658	638,980,486	357,193	482,491	1,930,709	118,926	-	3,197,001,463
Net on-balance sheet positions	(811,602,599)	1,130,319,241	1,045,757	1,772,955	(1,155,742)	566,145	29,518	320,975,275
Credit commitments	40,817,871	-	-	-	-	-	-	40,817,871

4.2.2 Interest rate risk

Cash flow interest rate risk is the risk that the future cash flows of a financial instrument will fluctuate because of changes in market interest rates. Fair value interest rate risk is the risk that the value of a financial instrument will fluctuate because of changes in market interest rates. The Bank takes on exposure to the effects of fluctuations in the prevailing levels of market interest rates on both its fair value and cash flow risks. Interest margins may increase as a result of such changes but may reduce losses in the event that unexpected movements arise. The Board of Directors limits the level of mismatch of interest rates repricing that may be undertaken.

ST. KITTS-NEVIS-ANGUILLA NATIONAL BANK LIMITED
NOTES TO THE FINANCIAL STATEMENTS
FOR THE PERIOD ENDED SEPTEMBER 30, 2015

4. **Financial risk management.....continued**

4.2.2 Interest rate risk.....continued

The table below summarises the Bank exposure to interest rate risks. It includes the Bank financial instruments at carrying amounts, categorised by the earlier of contractual repricing or maturity dates:

As at Sept 30, 2015	<u>Up to 1 Month</u> \$	<u>1 to 3 Months</u> \$	<u>3 to 12 Months</u> \$	<u>1 to 5 Years</u> \$	<u>Over 5 Years</u> \$	<u>Non- interest Bearing</u> \$	<u>Total</u> \$
Assets							
Cash & balances with Central Bank	-	-	-	-	-	223,542,250	223,542,250
Treasury bills	17,074,710	17,840,582	114,153,186	-	-	3,362,288	152,430,766
Deposits with other financial Inst.	236,794,655	202,695,000	-	20,269,500	-	406,354,337	866,113,492
Loans and advances – Customers	282,053,632	105,038,524	41,337,960	32,938,103	212,905,997	-	674,274,216
- Originated debts	4,600	274,600	14,332,200	73,399,082	20,251,552	274,176	108,536,210
Financial Asset	-	-	-	796,020,571	-	9,081,781	805,102,352
Investments – Available-for-sale	185,644,669	-	-	-	1,005,000	465,195,224	651,844,893
Other assets	-	-	-	-	-	9,810,081	9,810,081
Total assets	721,572,266	325,848,706	169,823,346	922,627,256	234,162,549	1,117,620,137	3,491,654,260
Liabilities							
Due to customers	811,172,955	166,729,631	1,086,275,301	5,685,947	-	1,095,088,127	3,164,951,961
Due to other financial institutions	20,168,910	-	-	-	-	-	20,168,910
Other borrowed funds	-	-	-	-	-	-	-
Other liabilities	5,770	-	-	-	-	13,389,180	13,394,950
Total liabilities	831,347,635	166,729,631	1,086,275,301	5,685,947	-	1,108,477,307	3,198,515,821
Total Interest repricing gap	(109,775,369)	159,119,075	(916,451,955)	916,941,309	234,162,549		

ST. KITTS-NEVIS-ANGUILLA NATIONAL BANK LIMITED
NOTES TO THE FINANCIAL STATEMENTS
FOR THE PERIOD ENDED SEPTEMBER 30, 2015

4. **Financial risk management.....continued**

4.2.2 **Interest rate risk.....continued**

As at June 30, 2015	<u>Up to 1 Month</u> \$	<u>1 to 3 Months</u> \$	<u>3 to 12 Months</u> \$	<u>1 to 5 Years</u> \$	<u>Over 5 Years</u> \$	<u>Non- interest Bearing</u> \$	<u>Total</u> \$
Total financial assets	1,007,077,168	204,328,074	138,241,016	923,689,743	211,299,537	1,033,341,220	3,517,976,738
Total financial liabilities	806,295,984	213,571,491	1,022,009,157	451,945	-	1,154,672,886	3,197,001,463
Total Interest repricing gap	200,781,184	(9,243,417)	(883,768,141)	923,237,798	211,299,537		

The Bank fair value arises from debt securities classified as available-for-sale. Cash flow interest rate risk arises from loans and advances to customers at available rates.

ST. KITTS-NEVIS-ANGUILLA NATIONAL BANK LIMITED
NOTES TO THE FINANCIAL STATEMENTS
FOR THE PERIOD ENDED SEPTEMBER 30, 2015

4. Financial risk management.....continued

4.3 Liquidity risk

Liquidity risk is the risk that the Bank is unable to meet its payment obligations associated with financial liabilities when they fall due and to replace funds when they are withdrawn. The consequences may be failure to meet obligations to repay depositors and fulfill commitments to lend.

4.3.1 Liquidity risk management

The Bank liquidity is managed and monitored by the Comptroller Division with guidance, where necessary, by an executive director of the Board. This includes:

- Daily monitoring of the Bank liquidity position to ensure that requirements can be met. These include the replenishment of funds as they mature and/or are borrowed by customers. The Bank ensures that sufficient funds are held to meet its obligation by not converting into foreign deposits, demand deposits, reserve, provision for interest, provision for loan losses, and other net financial assets and liabilities.
- Maintaining a portfolio of marketable assets that can easily be liquidated as protection against unforeseen liquidity problems. Additionally, the investment portfolio is diversified by geography, product, currency and term.
- Daily monitoring of the balance sheet liquidity ratios against internal and regulatory requirements.
- Managing the concentration and profile of debt maturities.
- Formalised arrangements with non-regional financial institutions to fund any liquidity needs that may arise.

4.3.2 Funding Approach

Sources of liquidity are regularly reviewed to maintain a wide diversification of geography, currency, provider, product and term.

ST. KITTS-NEVIS-ANGUILLA NATIONAL BANK LIMITED
NOTES TO THE FINANCIAL STATEMENTS
FOR THE PERIOD ENDED SEPTEMBER 30, 2015

4. **Financial risk management.....continued**

4.3.3 Non-derivative cash flows

The table below analyses assets and liabilities of the Bank into relevant maturity groupings based on the remaining period at the balance sheet date to the contractual maturity date.

As at Sept 30, 2015	<u>Up to 1 month</u> \$	<u>1 – 3 months</u> \$	<u>3 – 12 months</u> \$	<u>1 – 5 years</u> \$	<u>Over 5 years</u> \$	<u>Total</u> \$
Financial Liabilities						
Due to customers	1,881,806,222	169,787,902	1,107,669,281	5,688,556	-	3,164,951,961
Due to other financial institutions	20,168,910	-	-	-	-	20,168,910
Other borrowed funds	-	-	-	-	-	-
Other liabilities	7,421,945	2,451,168	3,509,099	12,738	-	13,394,950
Total financial liabilities	1,909,397,077	172,239,070	1,111,178,380	5,701,294	-	3,198,515,821
Total assets	1,804,676,447	326,571,977	212,000,756	915,247,531	233,157,549	3,491,654,260
As at June 30, 2015						
Total financial liabilities	1,935,832,873	220,609,051	1,040,639,314	12,739	-	3,197,093,977
Assets held to manage Liquidity risk	1,994,619,665	207,023,290	162,682,917	943,356,329	210,294,537	3,517,976,738

ST. KITTS-NEVIS-ANGUILLA NATIONAL BANK LIMITED
NOTES TO THE FINANCIAL STATEMENTS
FOR THE PERIOD ENDED SEPTEMBER 30, 2015

4. **Financial risk management.....continued**

4.3.4 Off-balance sheet items

(a) Loan commitments

The dates of the contractual amounts of the Bank off-balance sheet financial instruments that commit it to extend credit to customers and other facilities (Note 31), are summarized in the table below.

	<u>Up to 1 year</u>	<u>1 – 3 years</u>	<u>Over 3 years</u>	<u>Total</u>
	\$	\$	\$	\$
As at Sept 30, 2015				
Loan commitments	15,184,233	685,827	10,177,916	26,047,976

As at June 30, 2015

Loan commitments	13,444,283	771,975	19,798,773	34,015,031
------------------	------------	---------	------------	-------------------

4.4 Fair values of financial assets and financial liabilities

Fair value amounts represent estimates of the consideration that would be agreed upon between knowledgeable willing parties who are under no compulsion to act and is best evidenced by a quoted market value, if one exists. The following methods and assumptions were used to estimate the fair of financial instruments.

The fair values of cash resources, other assets and liabilities, items in transit are assumed to approximate their carrying values due to their short term nature. The fair values of off balance sheet commitments are also assumed to approximate the amount disclosed in Note 31. Fair value of financial assets and financial liabilities are also determined as follows:

- The fair values of financial assets and financial liabilities with standard terms and conditions and traded on active liquid markets are determined with reference to quoted market prices.
- The fair values of other financial assets and financial liabilities (excluding derivative instruments) are determined in accordance with pricing models based on discounted cash flow analysis using prices from observable current market transactions.

ST. KITTS-NEVIS-ANGUILLA NATIONAL BANK LIMITED
NOTES TO THE FINANCIAL STATEMENTS
FOR THE PERIOD ENDED SEPTEMBER 30, 2015

4. Financial risk management.....continued

4.4 Fair values of financial assets and liabilities.....continued

(a) Treasury bills

Treasury bills are assumed to approximate their carrying value due to their short term nature.

(b) Deposits with other financial institutions

Deposits with other financial institutions include cash on operating accounts and interest and non-interest bearing fixed deposits both with a maturity period under 90 days and over 90 days. These deposits are estimated to approximate their carrying values because they are another form of cash resources.

(c) Loans and advances to customers

Loans and advances and originated debt are net of provisions for impairment. The estimated fair values of loans and advances represent the discounted amount of estimated future cash flow expected to be received. Expected cash flows are discounted at current market rate to determine fair value on impaired loans and advances. A conservative approach to the present value of such cash flows on performing loans and advances is taken due to the steady rise in values of property collateral. Therefore, initial values are taken as fair value and where observed values are different, adjustments are made.

(d) Customers' deposits

The estimated fair value of deposits with no stated maturity, with includes non-interest bearing deposits, is the amount repayable on demand. Deposits payable on a fixed date are at rates, which reflect market conditions, are assumed to have fair values which approximate carrying values.

(e) Due to financial institutions

The estimated fair value of 'due to financial institutions' is the amount payable on demand which is the amount recorded.

(f) Other borrowed funds

Other borrowed funds are all interest bearing financial liabilities with amounts payable on demand and at a fixed maturity date. Fair value on this category is estimated to approximate carrying value.

The table below summarizes the carrying amounts and fair values of those financial assets and financial liabilities not presented on the Bank's statement of financial position at their fair value.

ST. KITTS-NEVIS-ANGUILLA NATIONAL BANK LIMITED

NOTES TO THE FINANCIAL STATEMENTS
FOR THE PERIOD ENDED SEPTEMBER 30, 2015

4. Financial risk management.....continued

4.4 Fair values of financial assets and liabilities.....continued

	Carrying Value		Fair Value	
	Sept 2015	June 2015	Sept 2015	June 2015
	\$	\$	\$	\$
Financial assets				
Cash and balances with				
Central Bank	223,542,250	239,696,341	223,542,250	239,696,341
Treasury bills	152,430,766	143,796,220	152,430,766	143,796,220
Deposits with other				
financial institutions	866,113,492	1,173,713,941	866,113,492	1,173,713,914
Financial asset	805,102,352	798,396,748	805,102,352	798,396,748
Loans and receivables:				
Loans and advances				
Overdrafts	169,027,406	164,213,975	191,925,573	191,925,573
Corporate	267,744,118	258,804,850	370,696,660	370,696,660
Mortgage	139,949,687	134,813,954	273,711,654	273,711,654
Term	97,553,005	98,936,121	160,902,502	160,902,502
Originated debts	108,536,210	108,555,815	108,536,210	108,555,815
Other assets	9,810,081	12,836,479	9,810,081	12,836,479
	<u>2,839,809,367</u>	<u>3,133,764,444</u>	<u>3,162,771,540</u>	<u>3,474,231,933</u>
Financial Liabilities				
Due to customers	3,164,951,961	3,175,587,428	3,164,951,961	3,175,587,428
Due to financial				
institutions	20,168,910	692,915	20,168,910	692,915
Other liabilities	13,394,950	20,721,120	13,394,950	20,721,120
	<u>3,198,515,821</u>	<u>3,197,001,463</u>	<u>3,198,515,821</u>	<u>3,197,001,463</u>

4.4.1 Fair Value measurements recognized in the statement of financial position

The following table provides an analysis of financial instruments that are measured subsequent to initial recognition at fair value, grouped into Levels 1 to 3 based on the degree to which the fair value is observed.

- Level 1 fair value measurements are those derived from quoted prices (unadjusted) in active markets for identical assets or liabilities.
- Level 2 fair value measurements are those derived from inputs other than quoted prices included within Level 1 that are observable for the asset and liability, either directly (i.e. as prices) or indirectly (i.e. derived from prices).

ST. KITTS-NEVIS-ANGUILLA NATIONAL BANK LIMITED

NOTES TO THE FINANCIAL STATEMENTS
FOR THE PERIOD ENDED SEPTEMBER 30, 2015

4. Financial risk management.....continued

4.41 Fair value measurements recognized in the statement of financial position.....continued

- Level 3 fair value measurements are those from valuation techniques that include inputs for the asset or liability that are not based on observable market data (unobservable inputs).

Available-for-sale financial assets:

	Level 1	Level 2	Level 3	Total
	\$	\$	\$	\$
Sept 30, 2015				
Debt securities	158,634,749	524,304	27,490,615	186,649,668
Equities	454,131,042	120,717	-	454,251,759
	612,765,791	645,021	27,490,615	640,901,427

Available-for-sale financial assets:

	Level 1	Level 2	Level 3	Total
	\$	\$	\$	\$
June 30, 2015				
Debt securities	132,721,526	536,466	27,490,615	160,748,607
Equities	212,713,979	118,866	-	212,832,845
	345,435,505	655,332	27,490,615	373,581,452

The method of valuation on these Level 2 securities was identified as not being directly from unadjusted quoted prices but was based on the investee's net asset value as at its 31st December year end adjusted for the results of the intervening period to quarter end.

4.5 Fair value measurement of non-financial assets

The following table shows the level within the hierarchy of non-financial assets measured at fair value:

	Level 1	Level 2	Level 3	Total
	\$	\$	\$	\$
As at Sept 30, 2015				
Land and property	-	-	23,678,314	23,678,314
As at June 30, 2015				
Land and property	-	-	23,964,311	23,964,311

ST. KITTS-NEVIS-ANGUILLA NATIONAL BANK LIMITED

NOTES TO THE FINANCIAL STATEMENTS **FOR THE PERIOD ENDED SEPTEMBER 30, 2015**

4. Financial risk management.....continued

4.6 Capital management

The Bank objectives when managing capital, which is a broader concept than the “equity” on the face of the balance sheet, are:

- To comply with the capital requirement set by the Eastern Caribbean Central Bank.
- To safeguard the Bank ability to continue as a going concern so that it can continue to provide returns for shareholders and benefits for other stakeholders; and
- To maintain a strong capital base to support the development of its business.

Capital adequacy and the use of regulatory capital are monitored daily by the Bank management, employing techniques based on the guidelines developed by the Eastern Caribbean Central Bank (‘the Authority’) for supervisory purposes. The required information is filed with the Authority on a quarterly basis.

The Authority requires each bank or banking group to: (a) hold the minimum level of the regulatory capital of \$5,000,000 and (b) maintain a ratio of total regulatory capital to the risk-weighted asset (the ‘Basel ratio’) at or above the international agreed minimum of 8%.

The Bank regulatory capital as managed by management is divided into two tiers:

- Tier 1 capital: share capital, retained earnings and reserves created by appropriation of retained earnings.
- Tier 2 capital: qualifying subordinated loan capital, collective impairment allowance and unrealized gains arising on the fair valuation of equity instruments held as available for sale.

The risk-weighted assets are measured by means of a hierarchy of five risk weights classified according to the nature of – and reflecting an estimate of credit, market and other risks associated with – each asset and counterparty, taking into account any eligible collateral or guarantees. A similar treatment is adopted for off-balance sheet exposure, with same adjustments to reflect the more contingent nature of the potential losses.

The table below summarizes the composition of regulatory capital and the ratios of the Bank for the period ended September 30, 2015 and June 30, 2015. During these two periods, the Bank complied with all the externally imposed capital requirements to which it must comply.

ST. KITTS-NEVIS-ANGUILLA NATIONAL BANK LIMITED

NOTES TO THE FINANCIAL STATEMENTS
FOR THE PERIOD ENDED SEPTEMBER 30, 2015

4. **Financial risk management.....continued**

4.6 Capital management.....continued

	<u>Sept</u> <u>2015</u> \$	<u>June</u> <u>2015</u> \$
Tier 1 capital		
Share Capital	135,000,000	135,000,000
Bonus shares from capitalization of unrealized asset revaluation reserve	(4,500,000)	(4,500,000)
Share Premium	3,877,424	3,877,424
Reserves	277,037,702	277,143,688
Retained earnings	<u>20,168,345</u>	<u>20,168,345</u>
Total qualifying Tier 1 capital	<u>431,583,471</u>	<u>431,689,457</u>
Tier 2 capital		
Revaluation reserve – available-for-sale investments	(53,786,344)	(32,303,580)
Revaluation reserve – property, plant and equipment	15,912,813	15,912,813
Bonus shares capitalization	4,500,000	4,500,000
Un-appropriated profits	3,847,627	-
Accumulated impairment allowance	57,124,816	57,124,816
Total qualifying Tier 2 capital	<u>27,598,912</u>	<u>45,234,049</u>
Investment in subsidiaries	(26,750,000)	(26,750,000)
Total regulatory capital	<u>432,432,383</u>	<u>450,173,506</u>
Risk-weighted assets		
On-balance sheet	1,393,170,945	1,117,352,528
Off-balance sheet	25,264,982	39,927,185
Total risk-weighted assets	1,418,435,927	1,157,279,713
Tier 1 capital ratio	30%	37%
Basel ratio	30%	39%

5. **Critical accounting estimates and judgments**

The Bank makes estimates and assumptions that affect the reported amounts of assets and liabilities within the next financial year. Estimates and judgments are continually evaluated and are based on historical experience and other factors, including expectations of future events that are believed to be reasonable under the circumstances.

ST. KITTS-NEVIS-ANGUILLA NATIONAL BANK LIMITED
NOTES TO THE FINANCIAL STATEMENTS
FOR THE PERIOD ENDED SEPTEMBER 30, 2015

5. Critical accounting estimates and judgments.....continued

(a) Impairment losses on loans and advances

The Bank reviews its loan portfolio of assets impairment at least on a quarterly basis. In determining whether an impairment loss should be recorded in the statement of income, the Bank makes judgment as to whether there is any observable data indicating that there is a measurable decrease in the estimated future cash flows from a portfolio of loans before the decrease can be identified with an individual loan in that portfolio. This evidence may include observable data indicating that there has been an adverse change in the payment status of borrowers in a group, or local economic conditions that correlate with defaults on assets in the group. Management uses estimates based on historical loss experience for assets with credit risk characteristics and objective evidence of impairment similar to those in the portfolio when scheduling its future cash flows. The methodology and assumptions used for estimating both the amount and timing of future cash flows are reviewed regularly to reduce any differences in estimates and actual loss experienced.

(b) Impairment of available-for-sale equity investments

The Bank determines that available for sale equity investments are impaired when there has been a significant or prolonged decline in fair value below its cost. This determination of what is significant or prolonged requires judgment. In making this judgment, the Bank evaluates among other factors, when there is evidence of deterioration in the financial health of the investee industry and sector performance, changes in technology and operational and financing cash flows.

(c) Pension Benefits

The present value of the pension benefit obligations depends on a number of factors that are determined on an actuarial basis using a number of assumptions. Any changes in these assumptions will impact the carrying amount of pension obligations. The assumptions used in determining the net cost (income) for pensions include the discount rate. The Bank determines the appropriate discount rate at the end of each year. This is the interest rate that should be used to determine the present value of estimated future cash flows expected to be required to settle the pension obligations. In determining the appropriate discount rate, the Bank considers the interest rates of Government securities that are denominated in the currency in which the benefits will be paid and that have terms to maturity approximating the terms of the related pension liability. Other key assumptions for pension obligations are based in part on current market conditions.

6. Cash and balances with Central Bank

	<u>Sept 2015</u>	<u>June 2015</u>
	\$	\$
Cash in hand	13,507,610	13,441,005
Balances with Central Bank other than mandatory deposits	<u>27,491,487</u>	<u>40,796,084</u>
Included in cash and cash equivalent (Note 30)	40,999,097	54,237,089
Mandatory deposits with Central Bank	<u>182,543,153</u>	<u>185,459,252</u>
Total	<u>223,542,250</u>	<u>239,696,341</u>

ST. KITTS-NEVIS-ANGUILLA NATIONAL BANK LIMITED

NOTES TO THE FINANCIAL STATEMENTS
FOR THE PERIOD ENDED SEPTEMBER 30, 2015

- 1) All banks in the Eastern Caribbean Currency Union are required to have a 3-day average daily gross Automated Clearing House (ACH) collateral amount with the Central Bank. The Bank's cash collateral amount stands at \$5,442,549 and form part of the mandatory deposit.
- 2) As regards the remaining part of the mandatory deposits with Central Bank, commercial banks are required under Section 17 of the Banking Act, 1991 to maintain a reserve deposit with the Central Bank equivalent to 6 percent of their total deposit of customers. This reserve deposit is not available to finance the Bank's day-to-day operations. Cash and balances with Central Bank including mandatory deposits do not receive interest payments.

7. Treasury bills	<u>Sept</u> <u>2015</u> \$	<u>June</u> <u>2015</u> \$
<u>Government of Antigua and Barbuda</u>		
maturing October 9, 2015 at 6.5% interest	9,916,610	9,916,610
maturing November 8, 2015 at 6 % interest	6,310,582	6,310,582
maturing July 1, 2016 at 5% interest	9,525,000	-
<u>Government of Grenada</u>		
maturing October 10, 2015 at 6% interest	7,158,100	7,158,100
maturing July 18, 2015 at 6% interest	-	12,278,280
maturing July 17, 2016 at 5.49% interest	10,307,261	-
<u>Government of St Lucia</u>		
maturing November 9, 2015 at 4% interest	11,530,000	11,530,000
maturing May 22, 2016 at 4% interest	4,800,000	4,800,000
maturing June 5, 2016 at 5% interest	2,024,500	2,024,500
<u>Government of St. Kitts and Nevis</u>		
maturing May 16, 2016 at 5.00% interest	<u>87,496,425</u>	<u>87,496,425</u>
	149,068,478	141,514,497
Interest receivable	3,362,288	2,281,723
	-----	-----
	152,430,766	143,796,220
	=====	=====

ST. KITTS-NEVIS-ANGUILLA NATIONAL BANK LIMITED

NOTES TO THE FINANCIAL STATEMENTS
FOR THE PERIOD ENDED SEPTEMBER 30, 2015

	<u>Sept</u> <u>2015</u> \$	<u>June</u> <u>2015</u> \$
8. Deposits with other financial institutions		
Operating cash balances	538,971,917	915,972,587
Items in the course of collection	8,927,633	7,085,452
Interest bearing term deposits	272,350,702	204,785,702
	-----	-----
Included in cash and cash equivalent (Note 30)	820,250,252	1,127,843,741
Special term deposits*	21,065,239	21,065,239
Restricted term deposits**	<u>25,574,797</u>	<u>25,572,631</u>
	866,890,288	1,174,481,611
Provision for Impairment	(795,739)	(795,739)
Interest receivable	18,943	28,069
	-----	-----
Total	866,113,492	1,173,713,941
	=====	=====

*Special term deposits are interest bearing fixed deposits with a maturity period longer than 3 months.

**Restricted term deposits are interest bearing fixed deposits collateral used in the Bank's international business operations. These deposits are not available for use in the day-to-day operations of the Bank. Interest earned on both 'Special term deposits' and 'Restricted term deposits' is credit to income.

9. Loans and advances to customers

	<u>Sept</u> <u>2015</u> \$	<u>June</u> <u>2015</u> \$
Overdrafts	95,938,463	91,291,091
Mortgages	85,747,300	81,461,827
Demand	282,799,000	274,326,534
Special Term	30,359,001	29,891,343
Other Secured	26,223,955	26,126,861
Credit Cards	5,865,828	5,633,114
Consumer	6,736,389	6,833,842
	-----	-----
Productive loans	533,669,936	515,564,612
Impaired loans and advances	196,350,434	197,003,129
Less allowance for impairment (Note 26)	(57,124,816)	(57,124,816)
	-----	-----
	672,895,554	655,442,925
Interest receivable	1,378,662	1,325,975
	-----	-----
Net loans and advances	674,274,216	656,768,900
	=====	=====

ST. KITTS-NEVIS-ANGUILLA NATIONAL BANK LIMITED

NOTES TO THE FINANCIAL STATEMENTS
FOR THE PERIOD ENDED SEPTEMBER 30, 2015

	<u>Sept</u>	<u>June</u>
	2015	2015
	\$	\$
10. Originated debts		
Government of St. Kitts and Nevis bonds maturing April 18, 2057 at 1.5% interest **	18,612,584	18,472,220
Eastern Caribbean Home Mortgage Bank long-term bond maturing July 02, 2015 at 3.75% interest	-	2,600,000
Antigua Commercial Bank 9 % interest rate Series A bond maturing December 31, 2025	1,446,315	1,450,915
Grenada Electricity Services Limited 10-year 7% bond maturing December 18, 2017	2,430,000	2,700,000
Government of Antigua 7-year long-term notes maturing April 30, 2017 at 6.7% interest	37,534,902	37,534,902
Government of St. Vincent & The Grenadines 10-year bond maturing December 17, 2019 at 7.5% interest	5,000,000	5,000,000
Caribbean Credit Card Corporation unsecured loan at 10 % interest (no specific repayment terms)	300,000	300,000
Government of St Lucia USD Fixed Rate Note maturing July 19, 2015 at 5.0% interest	-	13,513,000
maturing July 19, 2017 at 5.50% interest	13,513,000	
maturing September 01, 2016 at 4.50% interest	25,369,306	25,369,306
Wells Fargo Bank USD Corporate Bond maturing January 16, 2018 at 1.50% interest	4,055,927	-
	108,262,034	106,940,343
Interest receivable	274,176	1,615,472
Total	108,536,210	108,555,815

	<u>Sept</u>	<u>June</u>
	2015	2015
	\$	\$
** Government of St Kitts-Nevis 45 year Bond		
Original bond at 8.25% per annum interest	64,423,030	64,423,030
Discount on bond	(45,810,446)	(45,950,810)
Fair Value of "New Par Bond" at balance sheet date	18,612,584	18,472,220

ST. KITTS-NEVIS-ANGUILLA NATIONAL BANK LIMITED

NOTES TO THE FINANCIAL STATEMENTS
FOR THE PERIOD ENDED SEPTEMBER 30, 2015

11. Investment securities

(A)	Sept <u>2015</u> \$	June <u>2015</u> \$
<i>Available-for-sale securities</i>		
Securities at fair value		
-- Unlisted	16,767,925	16,766,074
-- Listed	<u>639,775,711</u>	<u>372,457,587</u>
Total available-for-sale securities, gross	656,543,636	389,223,661
-- Less provision for impairment	<u>(6,333,582)</u>	<u>(6,333,582)</u>
	650,210,054	382,890,079
-- Interest receivable	1,634,839	1,322,215
	-----	-----
Sub-total	<u><u>651,844,893</u></u>	<u><u>384,212,294</u></u>

(B) The movement in held-to-maturity, available-for-sale, fair value through profit or loss and loans and receivables – originated debt financial assets during the year is as follows:

	Available for Sale	Loans and Receivables:- Debts	Total
	\$	\$	\$
Balance – June 30, 2015	384,212,294	108,555,815	492,768,109
Additions	367,016,561	4,196,291	371,212,852
Disposals (sales/redemption)	(68,954,974)	(4,490,072)	(73,445,046)
Fair value gains (losses)	(32,063,827)	-	(32,063,827)
Interest receivable	1,634,839	274,176	1,909,015
	-----	-----	-----
Total as at Sept 30, 2015	651,844,893	108,536,210	760,381,103
	-----	-----	-----
Balance – June 30, 2014	525,426,711	90,518,117	615,944,828
Additions	665,518,938	25,902,780	691,421,718
Disposal (sales/redemption)	(773,994,157)	(9,480,554)	(783,474,711)
Fair value gains	(34,061,413)	-	(34,061,413)
Current period Impairment	-	-	-
Interest receivable	1,322,215	1,615,472	2,937,687
	-----	-----	-----
Total as at June 30, 2015	384,212,294	108,555,815	492,768,109
	-----	-----	-----

ST. KITTS-NEVIS-ANGUILLA NATIONAL BANK LIMITED

NOTES TO THE FINANCIAL STATEMENTS
FOR THE PERIOD ENDED SEPTEMBER 30, 2015

11. Investment securities.....continued

(B)	Sept 2015	June 2015
	\$	\$
Included in available-for-sale financial assets are as follows:		
Listed securities:		
- Equity securities – US	449,726,542	208,309,480
- Equity securities – Caribbean	4,404,500	4,404,500
- Debt securities – US	<u>185,644,669</u>	<u>159,743,607</u>
Total listed securities	<u>639,775,711</u>	<u>372,457,587</u>
Unlisted securities:		
- Equity securities – US	120,717	118,866
- Equity securities – Caribbean	14,637,149	14,637,149
- Debt securities – Caribbean	<u>2,010,059</u>	<u>2,010,059</u>
Total unlisted securities	<u>16,767,925</u>	<u>16,766,074</u>
Total available-for-sale securities, gross	656,543,636	389,223,661
Provision for impairment	<u>(6,333,582)</u>	<u>(6,333,582)</u>
	650,210,054	382,890,079
Interest receivable	<u>1,634,839</u>	<u>1,322,215</u>
	<u>651,844,893</u>	<u>384,212,294</u>

Available-for-sale securities are denominated in the following currencies:

(C)	Sept 2015	June 2015
	\$	\$
Listed:		
US dollars	635,371,211	368,053,087
EC dollars	4,404,500	4,404,500
Total listed securities	<u>639,775,711</u>	<u>372,457,587</u>
Unlisted:		
US dollars	9,443,625	9,441,774
EC dollars	<u>7,324,300</u>	<u>7,324,300</u>
Total unlisted securities	<u>16,767,925</u>	<u>16,766,074</u>
Total available-for-sale securities, gross	656,543,636	389,223,661
Less: Provision for impairment loss	<u>(6,333,582)</u>	<u>(6,333,582)</u>
	650,210,054	382,890,079
Interest receivable	<u>1,634,839</u>	<u>1,322,215</u>
Total available-for-sale securities	<u>651,844,893</u>	<u>384,212,294</u>

ST. KITTS-NEVIS-ANGUILLA NATIONAL BANK LIMITED

NOTES TO THE FINANCIAL STATEMENTS
FOR THE PERIOD ENDED SEPTEMBER 30, 2015

	<u>Sept</u> <u>2015</u> \$	<u>June</u> <u>2015</u> \$
12. Investment in subsidiary		
National Bank Trust Company (St Kitts-Nevis-Anguilla) Limited	5,750,000	5,750,000
National Caribbean Insurance Company Limited	9,000,000	9,000,000
St Kitts and Nevis Mortgage and Investment Company Limited (MICO)	12,000,000	12,000,000
Total	<u>26,750,000</u>	<u>26,750,000</u>

The subsidiaries are wholly owned except National Caribbean Insurance Company Limited (NCIC) which is 90 percent owned. National Bank Trust Company (St. Kitts-Nevis-Anguilla) Limited which is a wholly owned subsidiary of the Bank owns the remaining 10 percent.

13. Customers' liability under acceptances, guarantees and letters of credit

Letters of credit	10,316,220	6,802,840
Guarantees	-	-
Total	<u>10,316,220</u>	<u>6,802,840</u>

ST. KITTS-NEVIS-ANGUILLA NATIONAL BANK LIMITED

NOTES TO THE FINANCIAL STATEMENTS
FOR THE PERIOD ENDED SEPTEMBER 30, 2015

14. Property, Plant and Equipment

	<u>Total</u>	<u>Property</u>	<u>Equipment</u>	<u>Furniture And Fittings</u>	<u>Motor Vehicles</u>	<u>Reference Books</u>	<u>Projects Ongoing</u>
	\$	\$	\$	\$	\$	\$	\$
Year ended June 30, 2015							
Net book value	29,615,216	23,964,311	1,634,030	955,791	364,704	85	2,696,295
Additions	741,702	-	-	-	-	-	741,702
Disposal	-	-	-	-	-	-	-
Depreciation charge	(784,805)	(285,997)	(288,143)	(180,436)	(30,229)	-	-
Net book value As at Sept 2015	29,572,113	23,678,314	1,345,887	775,355	334,475	85	3,437,997
At Sept 30, 2015							
Cost or valuation	47,917,189	24,814,022	14,963,482	3,859,750	701,570	140,368	3,437,997
Accum depreciation	(18,345,076)	(1,135,708)	(13,617,595)	(3,084,395)	(367,095)	(140,283)	-
Net book value	29,572,113	23,678,314	1,345,887	775,355	334,475	85	3,437,997
At June 30, 2015							
Cost or valuation	47,175,487	24,814,022	14,963,482	3,859,750	701,570	140,368	2,696,295
Accum depreciation	(17,560,271)	(849,711)	(13,329,452)	(2,903,959)	(336,866)	(140,283)	-
Net book value	29,615,216	23,964,311	1,634,030	955,791	364,704	85	2,696,295

Included in Property is land at a carrying value of \$4,347,412. This is made up as follows:

	Sept 2015	June 2015
Headquarters (Basseterre)	2,206,260	2,206,260
Sandy Point (#1)	46,785	46,785
Sandy Point (#2)	26,040	26,040
Saddlers	26,513	26,513
Nevis	1,019,250	1,019,250
West Independence Square	809,589	809,589
Rosemary Lane (#1)	110,000	110,000
Rosemary Lane (#2)	102,975	102,975
Total	4,347,412	4,347,412

ST. KITTS-NEVIS-ANGUILLA NATIONAL BANK LIMITED
NOTES TO THE FINANCIAL STATEMENTS
FOR THE PERIOD ENDED SEPTEMBER 30, 2015

15. Intangible assets	<u>Sept 2015</u> \$	<u>June 2015</u> \$
Opening balance	473,240	260,522
Additions	-	565,756
Disposals	-	(2,374,778)
Amortisation charge	(53,454)	(353,028)
Write-back on disposals	-	<u>2,374,768</u>
Net book amount	<u>419,786</u>	<u>473,240</u>
Cost or valuation	6,159,191	6,159,191
Accumulated Depreciation	<u>(5,739,405)</u>	<u>(5,685,951)</u>
Net book value	<u>419,786</u>	<u>473,240</u>

Intangible assets represent computer software acquired for the Bank use.

16. Other assets		
Prepayments	509,481	3,472,107
Stationery and card stock	771,372	718,572
Epassport receivable, net	8,107,800	8,107,800
Net defined benefit asset	11,291,459	11,291,459
Other receivables	<u>3,542,203</u>	<u>1,845,809</u>
Total	<u>24,222,315</u>	<u>25,435,747</u>

ST. KITTS-NEVIS-ANGUILLA NATIONAL BANK LIMITED
NOTES TO THE FINANCIAL STATEMENTS
FOR THE PERIOD ENDED SEPTEMBER 30, 2015

	<u>Sept</u> <u>2015</u> \$	<u>June</u> <u>2015</u> \$
17. Customers' deposits		
Direct demand accounts	1,066,668,503	1,124,432,267
Call accounts	122,161,069	98,990,671
Savings accounts	395,218,045	392,961,378
Fixed deposit accounts	1,552,484,720	1,536,176,768
	-----	-----
	3,136,532,337	3,152,561,084
Interest Payable	<u>28,419,624</u>	<u>23,026,344</u>
	<u>3,164,951,961</u>	<u>3,175,587,428</u>

‘Customers’ deposits” represents all types of deposit accounts held by the Bank on behalf of its customers. The deposit include demand deposit accounts, call accounts, savings accounts and fixed deposits.

The Bank pays interest on all categories of customers’ deposits. At the balance sheet date, total interest paid and payable on deposit accounts for the period amounted to \$38,378,195.

18. Other borrowed funds

Credit line	-	-
Interest payable	-	-
	-----	-----
Total	-	-
	=====	=====

19. Accumulated provisions, creditors and accruals

Managers cheques and bankers payments	1,889,911	1,700,983
Unpaid drafts on other banks	1,708,373	1,676,495
Other payables	11,892,439	17,343,642
	-----	-----
Total	15,490,723	20,721,120
	=====	=====

ST. KITTS-NEVIS-ANGUILLA NATIONAL BANK LIMITED
NOTES TO THE FINANCIAL STATEMENTS
FOR THE PERIOD ENDED SEPTEMBER 30, 2015

	Sept <u>2015</u> \$	Sept <u>2014</u> \$
20. Taxation		
Tax expense		
Current tax	-	-
Deferred tax	-	-
	-----	-----
Total	-	-
	=====	=====
 Income for the period before tax	 <u>3,847,627</u>	 <u>1,367,499</u>

Deferred tax asset/(liability)

The movement on the deferred tax assets and liabilities during the period is as follows:

	Sept <u>2015</u> \$	June <u>2015</u> \$
Deferred tax asset/(liability)		
Balance brought forward	39,772,452	22,551,710
Current year change	-	6,087,274
Net unrealized loss/(gain) in movement	10,581,063	(11,240,266)
Gain/Loss on re-measurement of defined benefit asset	-	(106,798)
Total	<u>50,353,515</u>	<u>39,772,452</u>

ST. KITTS-NEVIS-ANGUILLA NATIONAL BANK LIMITED
NOTES TO THE FINANCIAL STATEMENTS
FOR THE PERIOD ENDED SEPTEMBER 30, 2015

	Sept 2015 \$	June 2015 \$
21. Share Capital		
Authorised: -		
270,000,000 Ordinary Shares of \$1 each	270,000,000	270,000,000
Issued and Fully Paid: -		
135,000,000 Ordinary Shares of \$1 each	135,000,000	135,000,000
 22. Reserves		
22.1 Statutory reserve		
Balance at beginning of year	111,674,356	106,849,652
Addition	-	4,824,704
	111,674,356	111,674,356
 22.2 Revaluation reserve		
Balance brought forward	(16,390,767)	(1,761,811)
Movement in market value of investments, net	(21,482,764)	(22,821,148)
Increase in fair value of properties	-	8,192,192
Balance	(37,873,531)	(16,390,767)
Revaluation reserve is represented by:		
Available for sale investment securities	(53,786,344)	(32,303,580)
Properties	15,912,813	15,912,813
	(37,873,531)	(16,390,767)

In accordance with Section 14 (1) of Saint Christopher and Nevis Banking Act No. 6 of 1991, the St. Kitts-Nevis-Anguilla National Bank Limited is required to maintain a reserve fund into which it shall transfer not less than 20% of its net profit of each year whenever the reserve fund is less than the Bank paid-up capital.

ST. KITTS-NEVIS-ANGUILLA NATIONAL BANK LIMITED
NOTES TO THE FINANCIAL STATEMENTS
FOR THE PERIOD ENDED SEPTEMBER 30, 2015

	Sept 2015	June 2015
	\$	\$
22. Reserves.....continued		
22.3 Other reserves		
Balance at beginning of year	181,860,099	181,643,268
Other Comprehensive Income	-	216,831
	181,860,099	181,860,099
	181,860,099	181,860,099
Other reserves is represented by:		
Reserve for interest on non-performing loans	26,051,273	26,051,273
Defined Benefit Plan	7,206,513	7,206,513
General reserve	148,602,313	148,602,313
	181,860,099	181,860,099
	181,860,099	181,860,099

Included in Other reserves are the following individual reserves:

General Reserve

General reserve is used from time to time to transfer profits from retained earnings. There is no policy of regular transfer.

Reserve for interest charged on non-performing loans

This reserve was created to set aside interest accrued on non-performing loans in accordance with International Accounting Standards (IAS) 39. The prudential guidelines of Eastern Caribbean Central Bank do not allow for the accrual of such interest. As a result, the interest is set aside in a reserve and is not available for distribution to shareholders until received.

Defined benefit plan reserve

This reserve is used to record the actuarial re-measurement of the defined benefit pension asset in other comprehensive income.

ST. KITTS-NEVIS-ANGUILLA NATIONAL BANK LIMITED
NOTES TO THE FINANCIAL STATEMENTS
FOR THE PERIOD ENDED SEPTEMBER 30, 2015

	<u>Sept 2015</u>	<u>Sept 2014</u>
	\$	\$
23. Net Interest Income		
<u>Interest Income</u>		
Loans and Advances	10,189,231	12,076,820
Deposits with other financial institutions	71,102	569,724
Treasury Bills	1,864,286	2,612,858
AFS Investments	1,053,979	526,382
Originated debts	911,954	619,476
Financial asset	6,705,604	4,876,631
	-----	-----
Interest income	20,796,156	21,281,891
	-----	-----
<u>Interest Expense</u>		
Savings accounts	2,262,286	3,291,427
Call Accounts	80,739	545,021
Fixed Deposits	14,770,836	15,458,908
Current and other deposit accounts	-	-
Debt and other related accounts	-	3
	-----	-----
	17,113,861	19,295,359
	-----	-----
Net Interest income	3,682,295	1,986,532
	=====	=====
24. Net fees and commission income		
Credit related fees and commission	909,903	955,523
International and foreign exchange	2,002,655	2,181,119
Brokerage and other fees and commission	1,232,429	705,522
	-----	-----
Fees and commission income	4,144,987	3,842,164
	-----	-----
<u>Fee expenses</u>		
Brokerage and other related fee expenses	10,500	37,005
International and foreign exchange fee expenses	1,201,992	1,358,942
Other fee expenses	201,191	129,484
	-----	-----
Fee expenses	1,413,683	1,525,431
	-----	-----
Net fees and commission income	2,731,304	2,316,733
	=====	=====

ST. KITTS-NEVIS-ANGUILLA NATIONAL BANK LIMITED
NOTES TO THE FINANCIAL STATEMENTS
FOR THE PERIOD ENDED SEPTEMBER 30, 2015

	<u>Sept</u> <u>2015</u> \$	<u>June</u> <u>2015</u> \$
25. Net gains less (losses) on AFS investments		
Gains on AFS investments at fair value	1,541,448	25,802,680
Losses on AFS investments at fair value	(189,749)	(1,082,612)
Total	<u>1,351,699</u>	<u>24,720,068</u>
26. Provision for credit impairment		
Balance brought forward	57,124,816	55,888,363
Current period impairment losses	-	1,236,453
Total	<u>57,124,816</u>	<u>57,124,816</u>
27. Administration and general expenses	<u>Sept</u> <u>2015</u> \$	<u>Sep</u> <u>2014</u> \$
Advertisement and marketing	69,619	140,648
Stationery and supplies	11,493	6,229
Communication	213,544	210,670
Utilities	71,101	205,500
Shareholders' expenses	-	-
Rent and occupancy expenses	162,969	172,715
Taxes and licences	-	-
Security services	36,385	50,784
Insurance	71,217	71,275
Legal expenses	79,261	121,535
Staff employment	3,313,771	3,332,922
Repairs and maintenance	299,976	856,237
Premises upkeep	7,049	10,160
Other general expenses	207,556	351,103
Total	<u>4,543,941</u>	<u>5,529,778</u>

ST. KITTS-NEVIS-ANGUILLA NATIONAL BANK LIMITED
NOTES TO THE FINANCIAL STATEMENTS
FOR THE PERIOD ENDED SEPTEMBER 30, 2015

27. Administrative and general expenses.....continued

27.1 Employee benefit expense

	<u>Sept 2015</u>	<u>Sept 2014</u>
	\$	\$
Salaries and wages	2,782,489	2,765,543
Other staff cost	<u>531,282</u>	<u>567,379</u>
Total	<u>3,313,771</u>	<u>3,332,922</u>

28. Dividend

The financial statements for June 30, 2015 reflect dividend payment of \$13,500,000.00 or \$0.10 per share for the financial year ended June 30, 2014 which was approved at the Forty-fourth Annual General Meeting held on December 18, 2014 and subsequently paid.

29. Related Parties

Parties are considered related if one party has the ability to control the other party or exercise significant influence over the other party in making operational or financial decisions. A number of banking transactions are entered into with our subsidiaries and directors in the normal course of business. Those transactions, which include deposits, loans and other transactions, are carried out on commercial terms and conditions, at market rates.

Government of St Kitts and Nevis

The Government of St Kitts and Nevis holds 51% of the Bank issued share capital. The remaining 49% of the issued share capital are widely held by individuals and other institutions (over 5,200 shareholders). The Bank is the main bankers to the government and, as such, undertakes commercial banking transactions on behalf of the government on commercial terms and conditions at market rates.

	<u>Sept 2015</u>	<u>June 2015</u>
	\$	\$
Public Sector		
Net surplus position (loan, advances and deposits)	1,294,328,600	1,194,157,336
Interest on deposits	10,934,270	48,828,719
Interest on loans and advances	2,669,811	12,599,271
Interest on land stock	6,705,604	26,461,949

ST. KITTS-NEVIS-ANGUILLA NATIONAL BANK LIMITED
NOTES TO THE FINANCIAL STATEMENTS
FOR THE PERIOD ENDED SEPTEMBER 30, 2015

29. Related Parties.....continued

	<u>Sept</u> <u>2015</u> \$	<u>June</u> <u>2015</u> \$
Subsidiaries		
Loans and advances	12,097,684	10,149,360
Deposits	217,141,000	252,230,768
Interest on deposits	601,141	10,228,266
Interest from loans and advances	134,262	605,314
Associated Companies		
Loans and advances	70,535,652	70,612,675
Deposits	10,942,011	11,168,329
Interest on deposits	28,980	146,168
Interest from loans and advances	11,994	4,434,018
Directors and Associates		
Loans and advances	990,917	33,945
Deposits	589,278	462,028
Interest on deposits	2,135	4,672
Interest from loans and advances	664	2,029
SKNANB shares held	178,783	176,983
Key Management		
Total remuneration	413,184	2,096,014
Loans and advances	4,158,906	4,132,472
Deposits	1,722,460	1,643,192
Interest on deposits	13,796	50,611
Interest from loans and advances	70,619	300,403
SKNANB shares held	54,762	50,427

Loans advanced to Directors and key management are repayable on a monthly basis at a weighted average effective interest rate of 6.27%. Secured loans are collateralised by cash and mortgage over residential properties.

No provisions have been recognized in respect to loans and advances given to related parties, and there is no commitment to extend credit to any related party in the future.

ST. KITTS-NEVIS-ANGUILLA NATIONAL BANK LIMITED
NOTES TO THE FINANCIAL STATEMENTS
FOR THE PERIOD ENDED SEPTEMBER 30, 2015

	<u>Sept</u> <u>2015</u> \$	<u>June</u> <u>2015</u> \$
30. Cash and cash equivalent		
Cash and balances with Central Bank (Note 6)	40,999,097	54,237,089
Deposits with other financial institutions (Note 8)	820,250,252	1,127,843,741
	<u>861,249,349</u>	<u>1,182,080,830</u>

31. Contingent liabilities and commitments

At September 30, 2015 the Bank had contractual commitments to extend credit to customers, guarantee and other facilities as follows:

	<u>Sept</u> <u>2015</u> \$	<u>June</u> <u>2015</u> \$
Loan commitments	26,047,976	34,015,031
Guarantees and standby letters of credit	<u>10,316,220</u>	<u>6,802,840</u>
	36,364,196	40,817,871

Contingent Liability

Lynn Bass (Appellant) and St. Kitts-Nevis-Anguilla National Bank Limited (Respondent) High Court, Civil Appeal No. 4 of 2009: Lynn Bass, a former employee, filed a claim for wrongful dismissal against the Group for special and general damages. The Group was successful in Judgment received on March 23, 2009 (with costs). The above decision was appealed in the High Court by way of Civil Appeal No. 4 of 2009 filed on April 28, 2009. A high likelihood of success on the same grounds as the initial claim is expected. The judge gave a detailed précised judgment.

32. Financial Asset

The financial asset of \$805,102,352 represents the Bank's right to that amount of cash flows from the sale of certain lands pursuant to a shareholder's agreement dated April 18, 2012 between the Bank and its majority shareholder, the Government of St. Kitts & Nevis ("GOSKN"), and the Nevis Island Administration (NIA). The amount of \$805,102,352 includes an amount of \$29,016,630 which represents the value of 238.82 acres of land situated in Nevis which were transferred on October 22, 2014 in exchange for the release and discharge of debt obligations owed to the Bank by the Nevis Island Administration.

ST. KITTS-NEVIS-ANGUILLA NATIONAL BANK LIMITED
NOTES TO THE FINANCIAL STATEMENTS
FOR THE PERIOD ENDED SEPTEMBER 30, 2015

32. Financial Asset.....continued

Under the terms of the Agreement the secured debt obligations owed to the Bank by the GOSKN, certain public corporations, and the NIA would be irrevocably released and discharged by the Bank in exchange for the transfer of certain land assets and the allocation of certain shares in a Special Land Sales Company (SLSC) to the Bank. Other lands would be transferred to the SLSC for sale, if necessary, in order to satisfy the agreements of the three parties.

All parties agreed that the distribution of sales proceeds of the land assets shall be applied as follows:

- a. First towards the payment of selling and operational costs of SLSC;
- b. Secondly to the Bank until the Bank has received the face amount of the eligible secured debt immediately prior to the effective date and the interest payments, less amounts paid to the Bank;
- c. Thirdly to the Bank in exchange of the redemption of its relative interest in SLSC which was allotted for the release of eligible unsecured debt that was owed to the Bank prior to the effective date; and
- d. Fourthly to the Government of St. Kitts and Nevis and Nevis Island Administration.

The Bank has not included in these financial statements any investment in SLSC. As of September 30, 2015 SLSC, which is currently operational, has no unsecured land assets in the Company. Further, the bank has not invested any funds in SLSC and its interest in SLSC has no carrying value as of September 30, 2015.